

# A STATISTICAL ANALYSIS OF VISITORS

**18-21** JUNE  
2019


Crocus Expo IEC, Moscow, Russia

[printech-expo.ru](http://printech-expo.ru)

# print**tech**

5<sup>TH</sup> INTERNATIONAL EXHIBITION

OF EQUIPMENT,  
TECHNOLOGIES  
AND **SUPPLIES**  
FOR **PRINT**  
& **ADVERTISING**  
PRODUCTION



ORGANISER



# NUMBER OF VISITORS

3 792 people attended Printech 2019.

The largest number of unique visitors – 1 360 (36% of the total number) – attended on 19 June – Day 2 of Printech.

Repeat visits made up a 23% share of visitors.

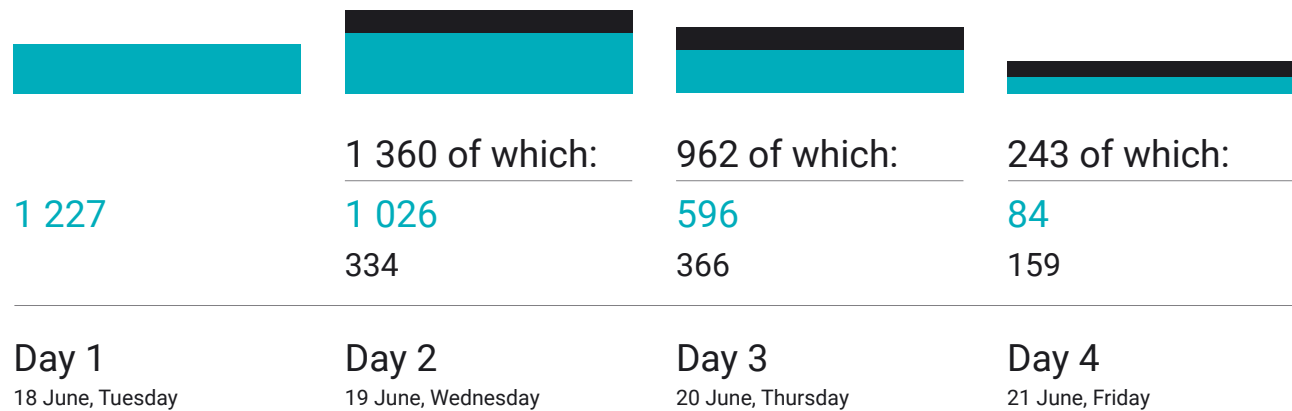
## Total visitor numbers



## Number of visitors and repeat visitors by day

**Unique visitors** – the number of distinct individuals who attended the exhibition, regardless of how many times they attended.

**Repeat visits** – the number of distinct individuals who attended the exhibition on multiple occasions.



# REASON FOR ATTENDING

The number of targeted visitors who attended the exhibition to source goods and services for their businesses or general industry information amounted to 2 979 people, which is 15% more than in 2018.

## Breakdown of visitors by their purpose of attendance

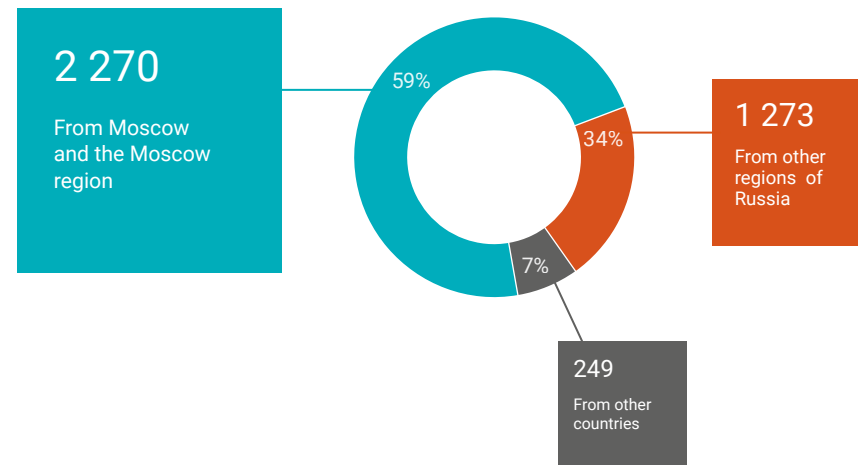


# GEOGRAPHY OF VISITORS

The exhibition saw 3 543 visitors from 72 regions of Russia. The number of visitors from Moscow and the Moscow region was 2 270 (59%).

The majority of foreign visitors were representatives of businesses and organisations from Belarus (82), Kazakhstan (30) and China (19).

## Breakdown of visitors by geography



## Top 5 countries

Nº	Countries	%	
1	Russia	93.44%	3 543
2	Belarus	2.15%	82
3	Kazakhstan	0.79%	30
4	China	0.49%	19
5	Uzbekistan	0.44%	17

## Top 25 regions of Russia

Nº	Regions	%	
1	Moscow Region	59,87%	2 270
2	St. Petersburg Region	3,35%	127
3	Republic of Tatarstan	1,77%	67
4	Nizhny Novgorod Region	1,69%	64
5	Rostov Region	1,20%	46
6	Vladimir Region	1,14%	44
7	Tver Region	1,12%	43
8	Tula Region	1,12%	43
9	Yaroslavl Region	1,12%	43
10	Krasnodar Region	1,09%	41
11	Sverdlovsk Region	1,09%	41
12	Ryazan Region	0,93%	35
13	Ivanovo Region	0,90%	34
14	Samara Region	0,90%	34
15	Voronezh Region	0,87%	33
16	Kaluga Region	0,79%	30
17	Smolensk Region	0,74%	28
18	Chelyabinsk Region	0,71%	27
19	Novosibirsk Region	0,68%	26
20	Republic of Bashkortostan	0,68%	26
21	Republic of Udmurtia	0,60%	23
22	Belgorod Region	0,57%	22
23	Kirov Region	0,54%	21
24	Stavropol Region	0,49%	19
25	Republic of Chuvashia	0,46%	18

**8-11** JUNE  
2020

**CROCUS EXPO IEC, MOSCOW**

[printech-expo.ru](http://printech-expo.ru)

**For more information and to book your stand,  
contact us today:**

See you at Printech 2020

+7 (499) 750-08-28

[printech@ite-expo.ru](mailto:printech@ite-expo.ru)

**printech**

**6<sup>TH</sup> INTERNATIONAL EXHIBITION**

**OF EQUIPMENT,  
TECHNOLOGIES  
AND SUPPLIES  
FOR **PRINT**  
& ADVERTISING  
PRODUCTION**

