
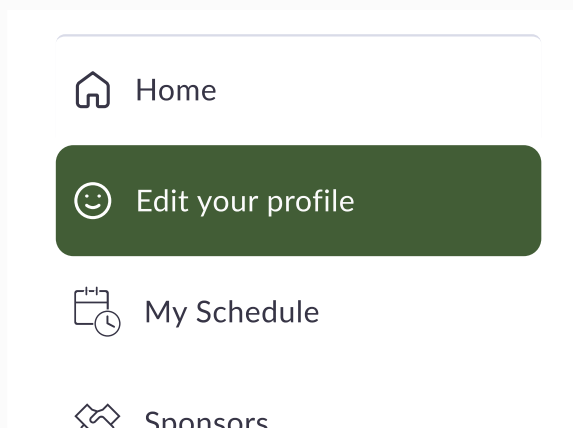


Maximize your time at Mining Indaba 2026



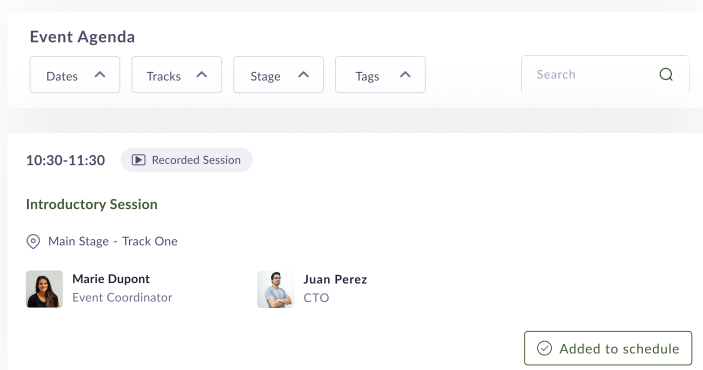
1 Update your profile

Make the best first impression with a profile picture and powerful headline.



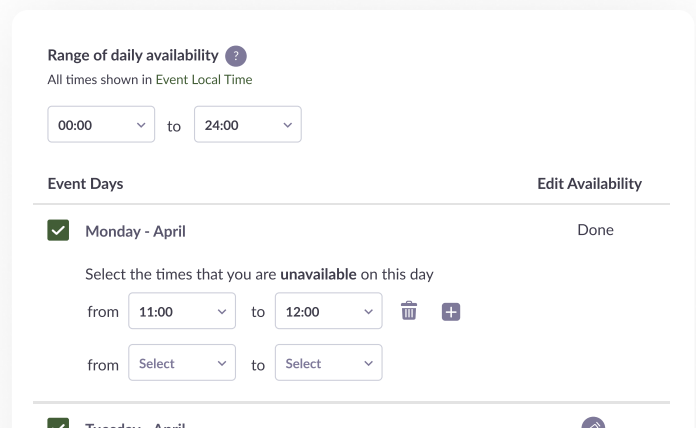
3 Build your event experience

Explore the agenda to further customize your event experience.




2 Manage your availability

Prevent unnecessary rescheduling and meeting conflicts.



4 Familiarize yourself with My Team

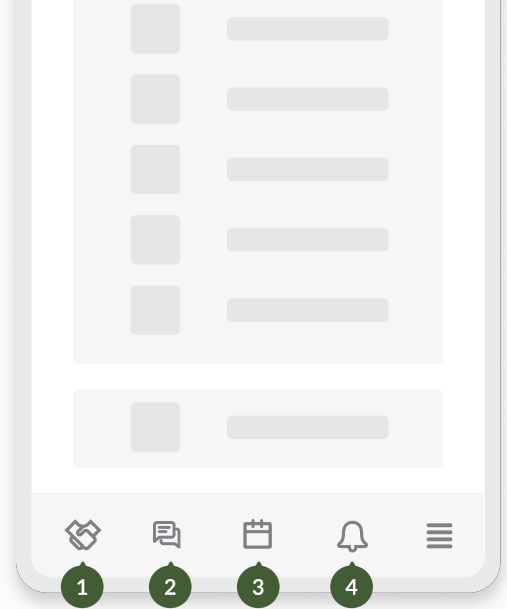
Collaborate with your colleagues to book meetings, review leads, and perfect your company's digital profile.



Images above are mockups for illustrative purposes. Actual event platform appearance may vary. We've carefully crafted this guide to help you harness the full potential of our event platform to prepare for Mining Indaba 2026. Scan the QR code or [click here](#) for more in-depth resources.



The Mining Indaba 2026 Mobile App



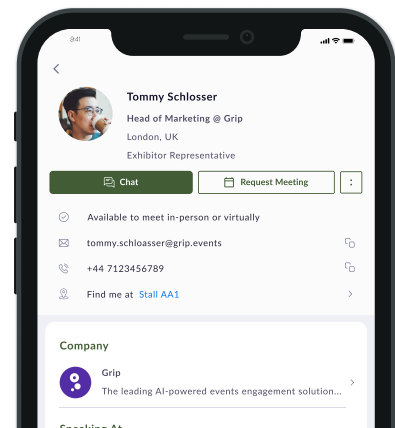
1 Discover Mining Indaba 2026

Your central hub for Mining Indaba 2026. Access essential information and personalized content.



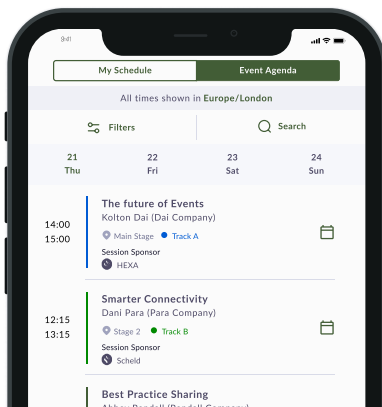
2 Chat with connections

Ensure you've made a connection or confirmed a meeting to initiate chats.



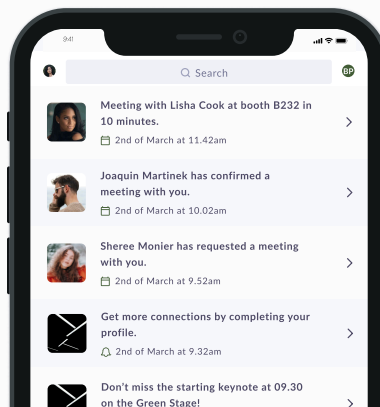
3 Follow your schedule

Keep track of your day.



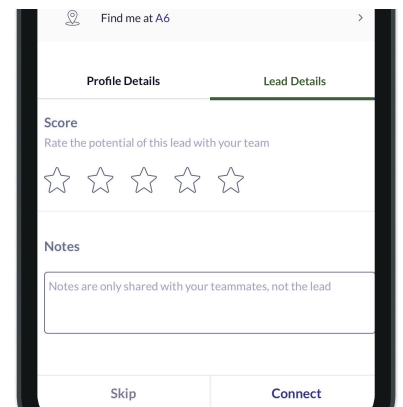
4 Get notified

Enable notifications to get event updates.



5 Lead scoring and notes

All-in-one view of your leads



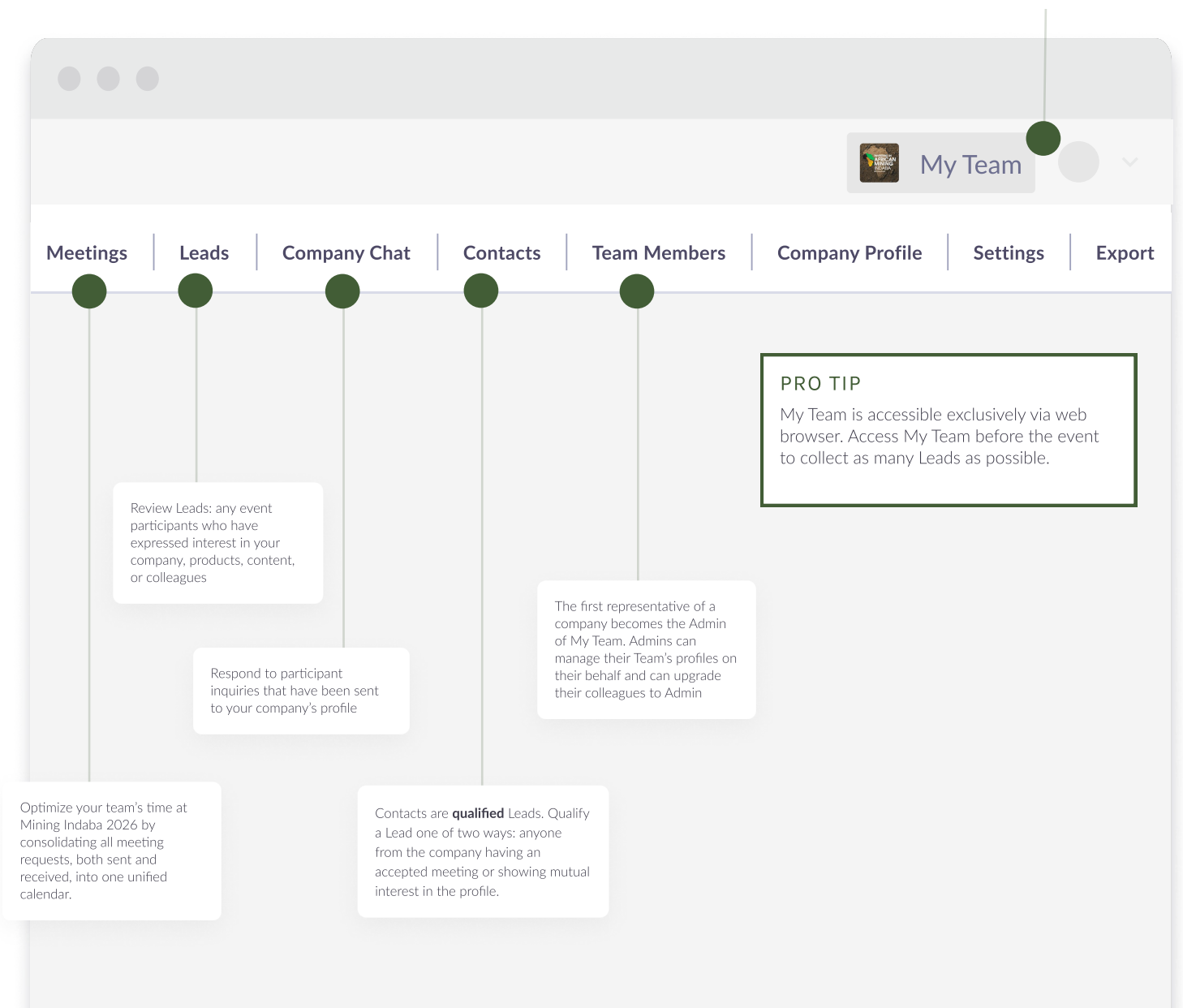
Images above are mockups for illustrative purposes. Actual event platform appearance may vary. We've carefully crafted this guide to help you harness the full potential of our event platform to prepare for Mining Indaba 2026. Scan the QR code or [click here](#) for more in-depth resources.



Manage your company's time at Mining Indaba 2026

My Team

Centralize your team's engagement with event participants to maximize insights and return on your time at Mining Indaba 2026.



Images above are mockups for illustrative purposes. Actual event platform appearance may vary. We've carefully crafted this guide to help you harness the full potential of our event platform to prepare for Mining Indaba 2026. Scan the QR code or [click here](#) for more in-depth resources.



Lead qualification at Mining Indaba 2026

Settings

Create custom questions to help your team qualify leads consistently, in a structured and efficient manner. Lead qualification data is included on My Team exports.

The screenshot shows the 'Lead Qualification Settings' page in the Grip event platform. The top navigation bar includes 'Meetings', 'Leads', 'Company Chat', 'Contacts', 'Team Members', 'Company Profile', 'Settings' (highlighted), and 'Export'. The 'My Team' profile is visible in the top right. The main content area is titled 'Lead Qualification Settings' with a subtitle 'Customize the lead qualification questions that your team will use to assess leads. Learn more'. Below this, there are three question cards. The first card is 'What are the lead's primary goals?' with a 'Paragraph' type. The second card is 'What is the priority level of this lead?' with a 'Single Select' type, showing options 'High', 'Medium', 'Low', and 'Other'. The third card is 'Which marketing channels is the lead currently using?' with a 'Multi Select' type, showing options 'Social Media', 'Email Marketing', 'Content Marketing', 'SEO', 'PPC', 'Affiliate Marketing', and 'Traditional Advertising'. At the bottom, there are buttons for '+ New Question', 'Preview', and 'Save Changes'.

Lead Qualification Settings
Customize the lead qualification questions that your team will use to assess leads. Learn more

What are the lead's primary goals? Paragraph

Paragraph text

What is the priority level of this lead? Single Select

High × Medium × Low × |Add new option

☐ "Other" option

Note: Options will appear in the order you add them. Please add them in your desired sequence.

Which marketing channels is the lead currently using? Multi Select

Social Media × Email Marketing × Content Marketing × SEO × PPC × Affiliate Marketing ×

Traditional Advertising × |Add new option

☒ "Other" option

Note: Options will appear in the order you add them. Please add them in your desired sequence.

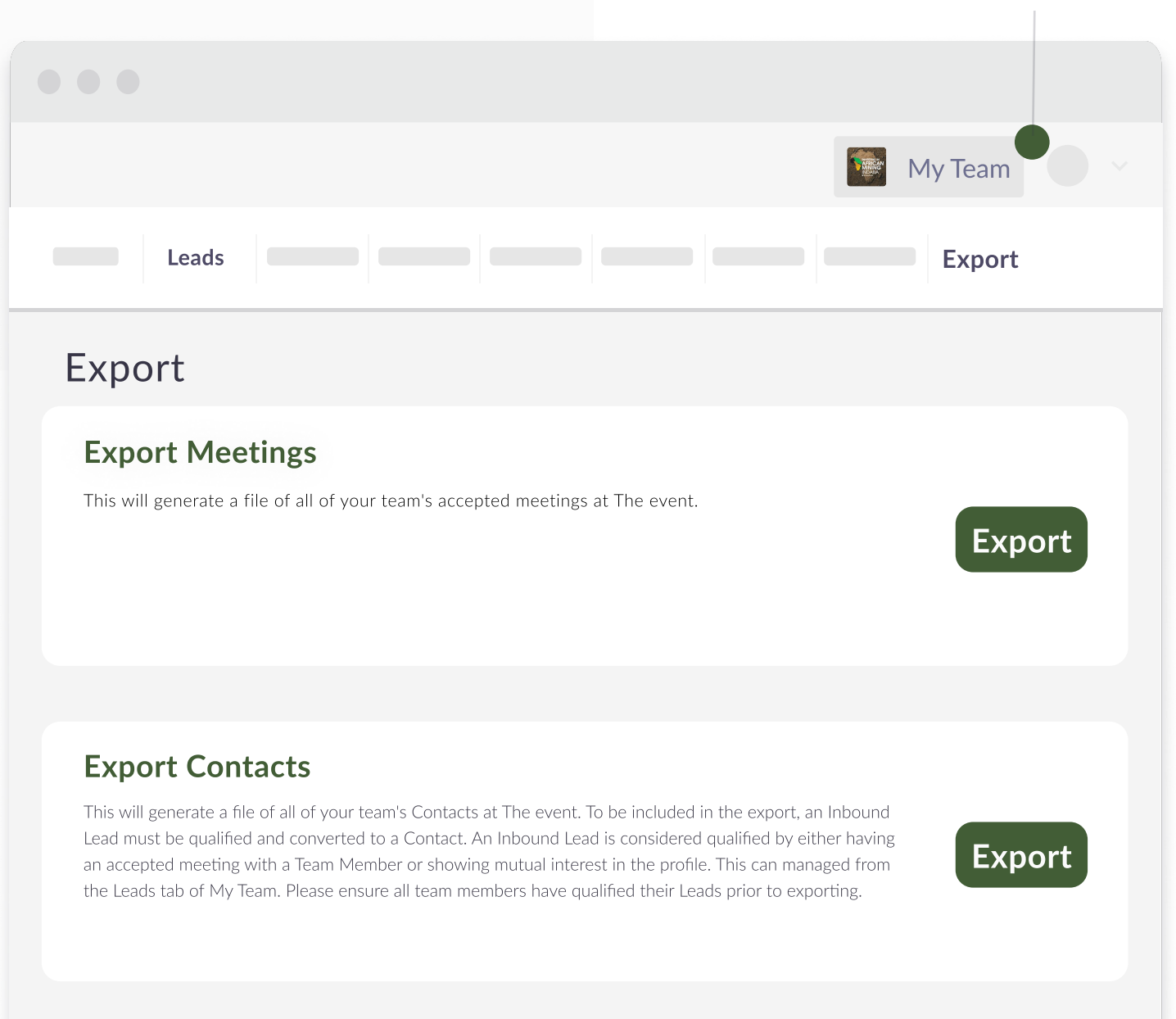
[+ New Question](#) [Preview](#) [Save Changes](#)



What to do after Mining Indaba 2026

Team Exports

Download your team's contacts and accepted meetings for post-event review and targeted follow-ups.



Images above are mockups for illustrative purposes. Actual event platform appearance may vary. We've carefully crafted this guide to help you harness the full potential of our event platform to prepare for Mining Indaba 2026. Scan the QR code or [click here](#) for more in-depth resources.

