

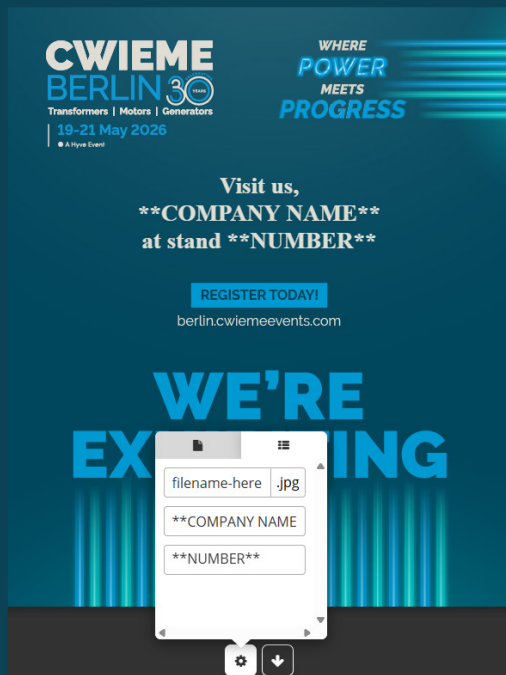


Create your **bespoke assets** to invite your customers to come and see you at CWIEME Berlin 2026.

<https://assetbuilder.co.uk/cwieme/#>

- 1 Launch the asset builder by clicking on the URL above.
- 2 Click on the settings icon  at the bottom of the web page to select which asset you'd like to edit. Make sure you scroll down and explore all 6 assets for you to use.
- 3 Click on the the second tab  to fill out your company name and stand number at CWIEME Berlin.
- 4 Click on the down arrow and your personalised file will automatically download to your computer. If you would like to use multiple assets, you will need to add your details to each individual element before downloading.



You can now send your bespoke assets as an attachment or upload to your social channels!

#CWIEMEBerlin
#CWIEMEBerlin2026

WHERE
POWER
MEETS
PROGRESS