

**CWIEME**  
**BERLIN** **30** CELEBRATING  
YEARS

Transformers | Motors | Generators

**19-21 May 2026**

● A Hyve Event

# 2026 Exhibitor Manual

The Global Coil Winding And  
Electrical Manufacturing Event

[berlin.cwiemeevents.com](https://berlin.cwiemeevents.com)

Dear CWIEME Exhibitor,

We're excited to have you exhibit with us at CWIEME Berlin from 19 to 21 May 2026 at Messe Berlin, Germany! This year, we're celebrating our 30<sup>th</sup> birthday, so we're looking forward to making 2026 our best show yet.

We know that organizing your stand can be a big task. We are here to make the process as smooth as possible, whether you are a first-time exhibitor or have exhibited with us for 20+ years!

Our Exhibitor Manual is a one-stop guide containing all the vital information you need to know for pre-show and onsite logistics, please take time to read through all the information and instructions provided.

A little time spent now coordinating your participation will save you last-minute inconvenience and unnecessary expense. Please keep an eye out for the ordering deadlines, as the prices do significantly increase after the deadlines have passed.

Please use the contents page to navigate to what you are looking for and below are key links for easy access:

- CWIEME Berlin Official Event Website: <https://berlin.cwiemeevents.com/Home>
- Order from our official general contractor GES - [GES Exhibitor Webshop](#)  
**Place your order by Friday 20 March 2026 to receive the Early Bird discount!**
- Are you a Space Only Stand? Make sure you have sent your stand designs along with the [Space Only Contractor Undertaking Form](#), [Risk Assessment](#) and [Method Statement](#) to [fabbotts@essentialevents.co.uk](mailto:fabbotts@essentialevents.co.uk) by **Friday 20 March 2026**.
- We have a focus on reducing our waste onsite, therefore require exhibitors to take care of their own rubbish in a sustainable way as much as it is feasibly practicable. Please ensure you have pre-ordered your own waste containers from the [Messe Berlin Webshop](#)
- When can you get onsite? Check our [Event Timetable](#) for dates and access timings.

We hope you are looking forward to a successful CWIEME Berlin 2026.

If you have any questions, please contact the [CWIEME Team](#) and we look forward to welcoming you in May!

Best wishes,

Melissa Magestro  
Event Director

## CONTENTS

<b>CONTENTS</b> .....	<b>3</b>	CHILDREN.....	13
<b>EVENT TIMETABLE</b> .....	<b>4</b>	ELECTRICAL WIRING AND INSTALLATIONS.....	13
<b>IMPORTANT BUILD-UP AND BREAKDOWN INFORMATION</b> .....	<b>4</b>	FOOD SAFETY.....	13
<b>KEY DEADLINES</b> .....	<b>5</b>	FIRE SAFETY, PRECAUTIONS AND PROCEDURES.....	14
<b>OFFICIAL SHOW PARTNER AND SUPPLIER CONTACTS</b> .....	<b>6</b>	FIRST AID.....	14
<b>GENERAL INFORMATION</b> .....	<b>7</b>	GANGWAYS.....	14
VENUE.....	7	METHOD STATEMENTS.....	14
VENUE FLOORPLAN.....	7	NAKED OR OPEN FLAMES.....	15
GETTING TO THE VENUE.....	7	NOISE LEVELS.....	15
ACCESSIBILITY.....	7	PPE.....	15
FLOORPLAN.....	7	RISK ASSESSMENTS.....	15
ORGANIZERS OFFICE AND SERVICE DESKS.....	7	VEHICLES ON STANDS.....	16
ACCOMMODATION PARTNER - HOTELMAP.....	8	WORKING AT HEIGHT.....	16
BADGES FOR SHOW DAYS.....	8	WORKING PLATFORMS.....	16
CAR PARKING SHOW DAYS.....	8	WORKING PRACTICES.....	17
INTERNET AND WIFI.....	8	WORKING EXHIBITS AND PRESENTATION AREAS.....	17
LEAD RETRIEVAL APP.....	8	<b>GENERAL STAND INFORMATION</b> .....	<b>18</b>
PUBLIC LIABILITY INSURANCE.....	9	AUDIO VISUAL.....	18
ANTI-SLAVERY & HUMAN TRAFFICKING.....	9	CLEANING.....	18
SALES LOUNGE.....	9	DILAPIDATIONS.....	18
SECURITY STAFF.....	9	FILMING ON STANDS.....	18
STAND PARTIES.....	10	FLOOR LOADING.....	18
TEMPORARY STAFF.....	10	LATE WORKING.....	19
TRAFFIC BOOKING SYSTEM.....	10	MUSIC ON STANDS.....	19
<b>LOGISTICS SERVICES</b> .....	<b>11</b>	<b>SHELL SCHEME STANDS</b> .....	<b>20</b>
DELIVERIES.....	11	SHELL SCHEME STAND REGULATIONS.....	20
FORKLIFTS.....	11	<b>SPACE ONLY STANDS</b> .....	<b>21</b>
FREIGHT AND SHIPPING.....	11	CARPET AND FLOORING.....	21
STORAGE.....	11	ELECTRICS.....	21
<b>VENUE SERVICES</b> .....	<b>12</b>	ENCLOSED STANDS AND STORAGE.....	22
BUSINESS CENTRE.....	12	EXITS, ESCAPE AND RESCUE ROUTES.....	22
CATERING.....	12	HEIGHT RESTRICTIONS.....	22
CLOAKROOM.....	12	PLATFORMS.....	22
FLORAL.....	12	RAMPS.....	22
LOST PROPERTY.....	12	RIGGING AND COMPLEX VS NON-COMPLEX STRUCTURES.....	23
MEETING ROOMS.....	12	RIGGING.....	23
WASTE DISPOSAL.....	12	COMPLEX VS NON-COMPLEX STRUCTURES.....	24
<b>HEALTH AND SAFETY</b> .....	<b>12</b>	SPACE ONLY STAND REGULATIONS.....	27
ACCIDENTS.....	13	SUBMISSION OF PLAN.....	29
ALCOHOL AND ILLICIT SUBSTANCES.....	13	WALLING IN.....	29
BALLOONS.....	13		

## EVENT TIMETABLE

Build Up	Hall Access Times	Contractor and Exhibitor Access Information
Friday 15 May 2026	08:00 - 18:00	Space Only stands commence construction
Saturday 16 May 2026	08:00 - 18:00	Space Only stands continue construction
Sunday 17 May 2026	08:00 - 22:00	Space Only stands continue construction
Monday 18 May 2026	08:00 - 22:00	Space Only stands continue construction
		Shell Scheme stands commence construction
		<i>All pallets and packing materials must be clear of the gangways by 18:00 so cleaning can commence</i>
Registration	Registration Open Times	
Monday 18 May 2026	12:00 - 18:00	
Tuesday 19 May 2026	08:30 - 17:30	
Wednesday 20 May 2026	08:30 - 17:30	
Thursday 21 May 2026	08:30 - 15:30	
Exhibition Open Days	Exhibitor Access Times	Show Open and Visitor Access Times
Tuesday 19 May 2026	08:30 - 18:30	09:30 - 17:30
Wednesday 20 May 2026	08:30 - 18:30	09:30 - 17:30
Thursday 21 May 2026	08:30 - 22:00	09:30 - 16:00
Breakdown	Hall Access Times	Contractor and Exhibitor Access Information
Thursday 21 May 2026	17:00 - 22:00	Contractors/Exhibitors with Shell Scheme and Space Only stands to remove all exhibits from halls. There will be no contractor access or empties delivered until 17:00
Friday 22 May 2026	08:00 - 20:00	Contractors/Exhibitors with Space Only stands. All contractors and exhibits to be clear of halls by 20:00

## IMPORTANT BUILD-UP AND BREAKDOWN INFORMATION

<b>Gangways</b>	All crates, pallets and packing materials must be removed by <b>18:00, Monday 18 May</b> so that the gangways can be carpeted, and the halls cleaned prior to the show opening.
<b>Packaging Materials</b>	Please note that items too large or heavy to be easily carried may not be brought into the hall during public open hours. Inflammable materials, particularly paper and packaging materials may not be stored in the hall. Please ask your contractors to remove packing materials after delivery of exhibits.
<b>Electrical Power Supply</b>	Electrical power to stands will be switched off at 16:30, 30 minutes after the show closes. If you require power to be left on after these times this must be pre-ordered from GES Electrics before the show.
<b>Berlin Traffic</b>	Traffic around Messe Berlin will be particularly busy during the first few hours of the breakdown. Please remember the halls will be open until 22:00 on Thursday night if you wish to remove exhibits and displays after the traffic clears.
<b>Exhibitor Vehicles</b>	At approximately 17:00 on Thursday 21 May, exhibitor vehicles will be given access to the halls.
<b>Exhibit Removal</b>	If you cannot remove your exhibits on Thursday evening, please inform the Organizers Office before the exhibition closes.
<b>Loss and Damage</b>	Neither the Organizers nor Messe Berlin can accept any responsibility for any loss or damage caused.
<b>Left Goods</b>	Any goods left in the halls after 16:00 on Friday 22 May will be deemed abandoned and disposed of as rubbish. There will be a charge for the removal of any stand fitting or other goods that are abandoned, and this will be passed onto the exhibitor.

## KEY DEADLINES

Service	Deadline Date	Additional Information
<b>GES</b> Early Bird Deadline	Friday 20 March 2026	<b>Order by this date to receive a 20% discount.</b> Regular pricing applies after this deadline.
<b>Essential Events</b> Space Only Stand Assessment	Friday 20 March 2026	<b>Submit stand design for approval by this date.</b> Stand build cannot commence onsite until approval is received.
<b>VisiFair</b> Traffic Booking Link	Wednesday 1 April 2026	<b>Book your build up and breakdown vehicle</b> traffic slot from this date.
<b>GES Logistics</b> Freight and Shipping Forklifts Storage and Empty Package Handling	Sunday 12 April 2026	<b>Book logistics services by this date to avoid a 20% surcharge.</b>  Delivery lead times, prior to delivery to stand: <b>Airfreight (Cologne):</b> 7 working days <b>Sea freight (LCL – Hamburg):</b> 14 working days <b>Sea freight (FCL – Hamburg):</b> 10 working days
<b>GES</b> Standard Order Deadline	Tuesday 14 April 2026	<b>Place orders by this date.</b> A 20% surcharge may apply after this deadline.
<b>CWIEME Organisers</b> Working Exhibits	Friday 17 April 2026	Submit the <a href="#">Working Exhibits Form</a> if you plan to have a demonstration. See <a href="#">Working Exhibits and Presentation Areas</a> for details.
<b>GES</b> Rigging Deadline	Friday 17 April 2026	<b>Submit rigging requests by this date.</b> Requests after the deadline will be handled on a case-by-case basis, <b>a 20% surcharge will apply, and availability is not guaranteed.</b>
<b>GES</b> Nameboard Deadline	Friday 17 April 2026	<b>Confirm nameboard details by this date.</b> Contact GES after the deadline to check availability.
<b>Capital Catering</b> Catering	Friday 17 April 2026	<b>Place catering orders by this date.</b> Late orders will incur a surcharge and may have limited availability.
<b>GES</b> Regular Price Deadline	Friday 17 April 2026	Finalise orders by this date. Services ordered after this deadline will incur a <b>20% surcharge.</b>
<b>GES</b> Graphic Artwork Deadline	Tuesday 21 April 2026	<b>Submit artwork files by this date.</b> Availability is not guaranteed for late submissions.
Stand Parties	Tuesday 21 April 2026	Submit the <a href="#">Stand Party Form</a> if hosting a stand party. See the <a href="#">Stand Parties</a> section for full details.

## OFFICIAL SHOW PARTNER AND SUPPLIER CONTACTS

Service	Contact Information
<b>Messe Berlin</b> Venue Services Waste Floral Car Parking	<a href="#">Messe Berlin Webshop</a> <i>If you have a login from 2025, you can use the same credentials to access your account. If you do not you are required to register on the platform.</i> Email: <a href="mailto:beco-support@messe-berlin.de">beco-support@messe-berlin.de</a>
<b>GES</b> Audio Visual Equipment Carpet and Floor Coverings Electrics Furniture Graphics Internet Rigging Piped Services Shell Scheme Space Only and Show Ready	<a href="#">GES Exhibitor Webshop</a> <i>If you exhibited with us in 2025, you will be able to log in to your account and access your previous orders if you use the <b>same</b> account details</i> <i>If you did not exhibit in 2025, or if you are a new exhibitor for CWIEME 2026, please create a new account on the webshop to order services.</i> Email: <a href="mailto:cwieme@ges.com">cwieme@ges.com</a>
<b>GES Logistics</b> Logistics and Freight Services	<a href="#">GES Exhibitor Webshop</a> <i>Logistics services can be ordered via the webshop</i> Email: <a href="mailto:cwiemelogistics@ges.com">cwiemelogistics@ges.com</a>
<b>Visit by GES</b> Lead Retrieval App	<p><b>You will receive an unlimited app licence through your Visit Connect account.</b> The app can be accessed on a mobile phone or tablet. Once the app is set up, you can use your device for lead retrieval. Please keep an eye out for an email from Visit by GES with further information. Links can be found on page 8.</p> Email: <a href="mailto:visitconnect@ges.com">visitconnect@ges.com</a>
<b>Capital Catering</b> Catering	<a href="#">Capital Catering Webshop</a> Email: <a href="mailto:cateringservice@capital-catering.de">cateringservice@capital-catering.de</a>
<b>VisiFair</b> Traffic Management Booking System (Stand Contractors Only)	<a href="#">Traffic Booking Link</a> Email: <a href="mailto:support@visifair.messe-berlin.de">support@visifair.messe-berlin.de</a>
<b>Essential Events</b> Space Only Stand Assessment	<a href="#">Space Only Contractor Undertaking Form</a> <a href="#">Method Statement</a> <a href="#">Risk Assessment</a> <i>Forms to be submitted with drawings of exhibit space.</i> Email: <a href="mailto:fabbotts@essentialevents.co.uk">fabbotts@essentialevents.co.uk</a>
<b>HotelMap</b> Accommodation Partner	<a href="#">HotelMap - Accommodation Partner - Private Rates</a> Providing a 24/7 multi-language customer support, you can reach them on either the website's live chat function or email <a href="mailto:assistance@hotelmap.com">assistance@hotelmap.com</a> for any booking queries
<b>UCM</b> Temporary Staff	Email: <a href="mailto:kontakt@ucm.agency">kontakt@ucm.agency</a> Telephone: +49 30 120 865 656

Please note, exhibitors may receive emails from suppliers not in association with CWIEME Berlin or any other Hyve Group show and well known for misleading and deceiving exhibitors about services they offer. Please be vigilant of emails received.

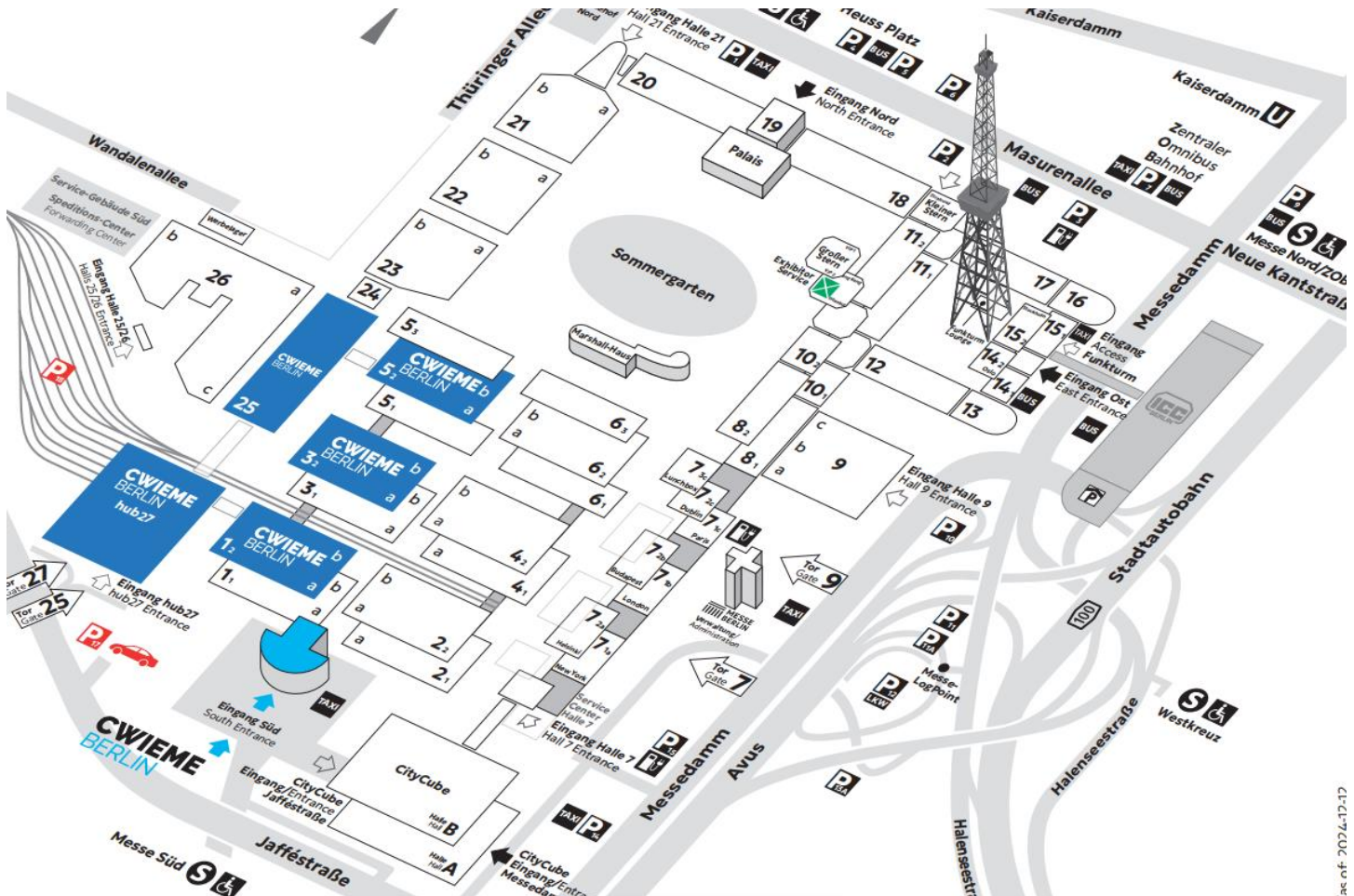
## GENERAL INFORMATION

### VENUE

Venue Name: Messe Berlin

Venue Location: Entrance South

Event Halls: Hall 1.2, Hall 3.2, Hall 5.2, Hall 25 and Hub 27



### VENUE FLOORPLAN

For a digital view of the Messe Berlin onsite experience, please click link to view the halls - <https://www.messe-berlin.de/en/Locations/Site-Experience>

### GETTING TO THE VENUE

Messe Berlin (Berlin ExpoCenter City) is located in Charlottenburg-Wilmersdorf, just 15–20 minutes from central Berlin and 30–40 minutes from the airport by train. For details, visit the [Messe Berlin Arrival & Departure](#) page.

### ACCESSIBILITY

Please click [here](#) for a map.

### FLOORPLAN

If a contractor is requesting a copy of a floorplan with scaled ducting, emergency gangways, showing no-build areas, please contact the [CWIEME Team](#).

### ORGANIZERS OFFICE AND SERVICE DESKS

There are individual help desks throughout the venue. Please visit the Organizers Office for any assistance.

## ACCOMMODATION PARTNER - HOTELMAP

HotelMap is our exclusive accommodation partner operating in over 500 cities worldwide and includes over 1,000,000 accommodation operators. Providing a 24/7 multi-language customer support, you can reach them on either the website's live chat function or email [assistance@hotelmap.com](mailto:assistance@hotelmap.com) for any booking queries.

HotelMap key features:

- 24/7 Concierge support
- Dynamic currency and language functionality
- Group booking app
- Seamless booking experience
- Extensive hotel options
- Discounted best in market rates

As a unique service for our attendees, you will receive discounted market rates compared to other booking providers!

Click this link to book: [HotelMap - Accommodation Partner - Private Rates](#)

## BADGES FOR SHOW DAYS

Please click here for exhibitor ticket information: <https://berlin.cwiemeevents.com/page/exhibitor-ticket-information>.

It is mandatory to wear badges to access the exhibition halls on show days. Badges can be printed onsite from **Monday 18 May 2026**.

For security and health and safety reasons it is imperative exhibitor badges are only allocated and worn by the staff that are working on your stand. Badges should not be given to anyone else including visitors.

During build-up and breakdown, coloured wristbands will be provided to contractors by security persons after stand details are confirmed. Contractors and stand builders do not need to register for a badge if not attending on show days.

## CAR PARKING SHOW DAYS

Exhibitor parking is accessible from Tuesday to Friday and can be purchased via the [Messe Berlin Webshop](#).

Visitor parking is available in P17 and P18 shown in the plan of exhibition ground. There is a fee of €15 per day. You can access to P18 via Jaffeestraße 2, 14055 Berlin. This can be paid via card or cash on arrival.

Please ensure to use the [Traffic Booking Link](#) for the build-up and breakdown period to enable contractors to pre-book a vehicle time slot, this will be available from **Wednesday 1 April 2026** and all exhibitors will be emailed directly when this is live.

## INTERNET AND WIFI

There will be a general Wi-Fi within the halls. For presentations or services on your stand, please order a dedicated internet line. Please complete the Internet form on the [GES Exhibitor Webshop](#) to order a dedicated service. **Order by Friday 20 March 2026 to receive the Early Bird discount.**

## LEAD RETRIEVAL APP

CWIEME Berlin 2026 is partnering with Visit Connect as the official lead retrieval tool for the event.

Visit Connect puts the success of the show firmly in the palm of your hand. Using your own smart device, exhibitors can verify, rate, prioritise, monitor, and respond to leads in real time – either directly from the show floor or remotely via a team member at the office. Scan a visitor badge with Visit Connect to instantly:

- Access contact data
- Add notes, voice memos, and photos
- Answer pre-set questions
- Set follow-up instructions
- Immediately contact the lead

Visit Connect is available now for CWIEME Berlin 2026 through your Visit Connect account.

You will receive an unlimited app licence through your Visit Connect account. The app can be accessed on a mobile phone or tablet. Once the app is set up, you can use your device for lead retrieval.

To download the app, you can choose between a web app or a native app, available via the App Store or Google Play. The choice of version is entirely yours.

Native App: <https://help.visitcloud.com/wp-content/uploads/2024/02/A5-One-Pager-OnBoarding-Guide-Native-App-Feb-2024.pdf>

Web App: <https://help.visitcloud.com/wp-content/uploads/2022/10/A5-One-Pager-OnBoarding-Guide-Web-App.pdf>

## PUBLIC LIABILITY INSURANCE

Whilst we take every precaution to protect your property during the event we are not responsible for any loss, consequential loss, or damage to your products whilst at the exhibition. It is a legal requirement that all exhibitors must have full insurance against public liability and all other usual risks in respect of loss, damage, injury to goods and persons, and against theft. Exhibitors are also responsible for insuring against any legal liability incurred in respect of injury or damage to property belonging to third parties. In addition to this you should protect expenditures against abandonment and cancellation or curtailment of the show due to reasons beyond our control.

In order to comply with legal obligations an adequate insurance policy has been arranged on your behalf by Hyve Group plc. If you should already have insurance or intend to make your own insurance arrangements, you can opt-out of the policy that we, Hyve Group plc have organised by uploading a copy of the certificate to InEvexco's portal. You would have been sent your unique link to upload the certificate. Please contact the [CWIEME Team](#) if you need any more assistance.

Please also refer to the Exhibition's Terms and Conditions on the reserve of your stand space booking form/contract. The Exhibitor is fully responsible for obtaining Public Liability Insurance to value of €2,000,000.

### Insurance cover should include:

- PLI (Public Liability Insurance to the value of €2,000,000)
- Personal Injury
- Third Party Claims
- Expenses incurred and/or losses of any kind, including losses resulting from the abandonment or postponement of the exhibition
- Medical expenses and baggage cover
- Value of the stand, including the fittings

## ANTI-SLAVERY & HUMAN TRAFFICKING

Hyve Group is committed to the highest ethical standards and to ensuring that the human rights of all individuals engaging with CWIEME Berlin are respected and protected, therefore respecting the human rights of all employees, contractors and suppliers. It is a requirement of your attendance on site that you comply with all applicable human rights and employment laws, as well as the UK Modern Slavery Act 2015.

Forced, involuntary or child labour, slavery and human trafficking are strictly prohibited. Work must be voluntary, with freedom to leave employment in line with the law. Workers have the right to freedom of association and collective bargaining, must be treated fairly and equally, and must not be subject to discrimination, harassment or abuse of any kind.

## SALES LOUNGE

The sales lounge can be found in the exhibition halls. This is where you will be able to find our sales team, enquire for 2026 stand space, sponsorship and further opportunities. This will be operational from Tuesday 19 May 2026.

## SECURITY STAFF

If you require additional security for your stand, please order at the [Messe Berlin Webshop](#).

## STAND PARTIES

Stand parties and events can take place at stands from 09:30 to 22:00. Parties finishing after 18:00 (the official closing time) will incur additional fees from the organizer (for H&S and security purposes).

Please note all stand parties require organizer approval. There are some terms that need to be agreed, these are listed below;

- The Organizers require you to order security, cloakroom cover, and taxi dispatcher for any events after the show open hours. In some cases, this will be shared between more than one company.
- All events **MUST** be clear by 22:00 when the halls will be closed.
- Guests who enter the show before 18:00 need an entrance ticket. Access will not be granted into the show after 18:00.
- The event may only take place within the areas specifically allocated for the purpose.
- If furniture is rearranged you must ensure that the emergency exits are not obstructed and that they remain clear at all times.
- Any damage caused to the venue or other exhibiting stands due to the event or attendees of the event will be charged back to the exhibiting company hosting the event.
- There will be a Health and Safety cover charge from the Organizers.

## TEMPORARY STAFF

UCM are our official contractor for temporary staff. Exhibitors can order hostesses and staff for their stand via this agency. Please contact them via the details below:

Email: [kontakt@ucm.agency](mailto:kontakt@ucm.agency)

Telephone: +49 30 120 865 656

## TRAFFIC BOOKING SYSTEM

Exhibitors and suppliers can only enter the trade fair grounds for assembly and disassembly work after registering with the system and pre-booking a loading zone. **Loading zones can be booked via the [Traffic Booking Link](#)**, slots will be live from **Wednesday 1 April 2026**.

The first step on this portal is to "**Sign up**" with the system. You can then to "**Log in**". To book a loading zone, you must first register for the respective event in the "**Upcoming events**" menu.

After registering for the respective event, you can book a time slot for the loading zone in the "Registered events" menu.

### Loading zones

- Vehicle access during assembly and disassembly procedures are only permitted if a loading zone has been booked in advance
- A fixed service fee of **€ 15.00** is charged per hour

For more information, please click the below to access:

[VisiFair traffic guidelines – English](#)

[VisiFair traffic guidelines – German](#)

### Questions on loading zone bookings:

Email: [traffic@messe-berlin.de](mailto:traffic@messe-berlin.de)

Telephone: +49 30 3038 4334

### General traffic service hotline:

Telephone: +49 30 3038 4888

Please note further booking information will be sent to all exhibitors 4-6 weeks prior to the show.

## LOGISTICS SERVICES

GES Logistics is the show's official logistics partner. To order any services please visit the [GES Exhibitor Webshop](#) to order a dedicated service. For any queries, please contact the team on the following details.

Email: [cwiemelogistics@ges.com](mailto:cwiemelogistics@ges.com)

Telephone: +44 121 782 4433

## DELIVERIES

GES Logistics can receive deliveries, transport items to your stand, store empty packing cases, return cases after the show, and arrange return shipping of exhibits. **If goods are delivered directly to your stand, a company representative must be present to accept them.** Unattended deliveries will be diverted to GES Logistics and held for collection, subject to a fee. **Neither the Organizers nor Messe Berlin can accept or take responsibility for deliveries.**

Direct-to-site deliveries will be accepted from **Friday 15 May 2026, anything prior will not be accepted.**

Deliveries to the GES onsite warehouse can be made from **Wednesday 13 May 2026.** All shipments should be clearly labelled with the event name, stand name, and stand number. For advance warehouse shipments, please contact [rcotton@ges.com](mailto:rcotton@ges.com) for full instructions.

Please send shipments to the following delivery address:

CWIEME Berlin 2026

Messedamm 22

14055 Berlin

Germany

**Stand Name:** [Enter Stand Name]

**Stand Number:** [Enter Stand Number]

## FORKLIFTS

Forklift services are required for unloading vehicles or repositioning large items and must be booked in advance with GES Logistics.

## FREIGHT AND SHIPPING

GES Logistics is the exclusive onsite logistics contractor. **The deadline to order logistics services is Sunday 12 April 2026; orders placed after this date will incur a 20% surcharge.** International shipping deadlines apply, and exhibitors should note that Thursday 14 May 2026 is a public holiday in Germany, which may affect customs clearance.

Please take note of the international shipping deadlines below.

- Airfreight (Cologne) - 7 working days, prior to delivery to stand
- Seafreight - LCL (Hamburg) - 14 working days, prior to delivery to stand
- Seafreight - FCL: (Hamburg) - 10 working days, prior to delivery to stand

## STORAGE

Inside the halls, the storage of any kind of empty packaging (e.g. combustible packaging and packaging materials, including the hard cases, normally used for stage equipment) is prohibited both on and outside the stands/event area.

Packaging materials, refuse and residual materials must on no account be left under stages, spectator stands or pedestals or behind walls.

All empty packaging must be removed immediately.

Storage of empty packaging is not permitted within the halls or stand areas. All packaging must be removed immediately. Additional storage can be arranged through GES Logistics.

## VENUE SERVICES

### BUSINESS CENTRE

Business Centre facilities are no longer available at Messe Berlin. Please ensure all necessary arrangements are made before arriving onsite.

### CATERING

Our official catering supplier is Capital Catering, the order deadline is **Friday 17 April 2026**. After this date, there may be an additional surcharge and limited availability of offerings.

For all stand and hospitality catering, please visit the [Capital Catering Webshop](#) to order services. If you need any support, please email [cateringservice@capital-catering.de](mailto:cateringservice@capital-catering.de).

Please note, there are limited catering outlets open during the buildup and breakdown periods.

### CLOAKROOM

There is a cloakroom located in the South entrance of the building. A charge of €3 per coat and €6 for a bag or luggage is applicable per item.

### FLORAL

MB Capital Services GmbH is the official florist for the show. They will be able to assist with any floral arrangements you may wish to have on your stand. To order visit the [Messe Berlin Webshop](#).

**Please note, under no circumstances are artificial flowers or plants permitted on stands. If you are found with such items, you will be asked to remove these immediately.**

### LOST PROPERTY

Please contact the security team onsite in the instance of any lost or found items. After the show, the lost items that have not been picked up will be transferred to the Messe Berlin lost and found.

### MEETING ROOMS

Should you require a private area to entertain clients and hold meetings, please contact the account manager of your stand booking to arrange this package for you.

### WASTE DISPOSAL

It is compulsory for all Space Only stand to order waste disposal services through the [Messe Berlin Webshop](#).

Exhibitors or their representatives must dispose of waste according to the waste facilities ordered. The appropriate measures for the separation of recyclable materials must be carried out. Substances which could cause a health risk or contamination of water, such as oils, paints or emulsions must not be discharged into the sewage system.

Any ordered waste disposal containers and sacks include collection and disposal with the service. Filled sacks should be sealed and placed in front of the stand for collection.

Exhibitors will be invoiced for any waste not disposed of by the Messe Berlin. If you are using contractors, please ensure that your contractor clears their waste (in accordance with the German laws on the environment) before leaving. We are a sustainably focused company and therefore require exhibitors to take care of their own rubbish in a sustainable way as much as it is feasibly practicable.

## HEALTH AND SAFETY

This section is designed to give you sufficient guidance for the legal and practical aspects of health and safety management. However, this can only go so far and you have a legal duty to ensure that your operations do not compromise health and safety. Failing to do so can lead to prosecution and other legal sanctions.

If you need further assistance or information, please do not hesitate to contact the [CWIEME Team](#).

**Policy Statement** – CWIEME Berlin recognizes that our exhibitors rely on us to provide a trading environment on the exhibition floor which is safe and without risks to health. We also recognize that running a public event places a special responsibility on CWIEME Berlin and extends our duty of care not only to our staff but to exhibitors, contractors, venue staff and visitors. The organizer is ultimately responsible for health and safety at the Show. To ensure that all CWIEME Berlin health and safety obligations are met, the organizer supported by the operations team will:

- Allocate sufficient resources to meet health and safety objectives.
- Provide adequate control of health and safety risks arising from our work activities.
- Consult with the venue, exhibitors and contractors on matters affecting health and safety.
- Provide relevant health and safety information to employees and others.
- Ensure all employees are competent to do their tasks particularly with regard to health and safety training.
- Ensure so far as is reasonable that the contractors we engage for the show are competent.
- To far as is reasonably practicable prevent accidents and cases of work-related ill-health and maintain safe and healthy working conditions.

## ACCIDENTS

All Accidents and Near Misses should be formally logged and recorded with witness statements and accompanying photographs taken. All reports may be used for future investigation, therefore as much detail as practical should be collected. All documents are to be treated with the upmost confidentiality and as such should be stored so, as to maintain data protection.

## ALCOHOL AND ILLICIT SUBSTANCES

Drinking of alcohol on site during the build-up and breakdown phase is forbidden. Anyone under the influence of alcohol or forbidden substances will be removed from site. Drugs are not permitted anywhere in the facility.

## BALLOONS

Balloons are not allowed inside the Messe Berlin premises. However, if you intend to have balloons or something similar on your stand, please ensure that this is included in your [Risk Assessment](#) and submitted prior to your arrival on site for buildup. The requests will be considered on a case-by-case basis.

## CHILDREN

Under no circumstances will children under the age of 16 be allowed into the exhibition halls during build-up, show open or breakdown. The exhibition halls can be hazardous during these times and this ruling is in place to protect children's safety. We regret no exceptions can be made to this ruling.

## ELECTRICAL WIRING AND INSTALLATIONS

Electrical fittings must be installed by the designated venue electrical service provider. Any electrical equipment brought onto the Messe Berlin premises must comply with the Electrical Installation Regulations and the Electrical Machinery Regulations.

In Europe, exhibitors and contractors must comply with the venue's electrical regulations:

- All work must be carried out by competent and qualified electricians and all temporary installations must be protected by an RCD and inspected before power is supplied to the stand.
- During the build-up and breakdown power must only be taken from the temporary supplies provided by the official electrical contractor and not from cleaners' sockets or other hall sockets.
- There should be sufficient, correctly installed and rated power sockets to preclude the use of extension leads and long trailing flexes. If essential, extension leads must be correctly fused and limited to one per socket.
- Multi-sockets must not be used.

## FOOD SAFETY

Details of proposed preparation, cooking and dispensing of food from stands, must be discussed with the venue, Messe Berlin, during the early planning stages of the event. The venues approval is then required in writing for such activities.

All stands where there is food preparation must be close to hand washing facilities with clean water and drainage. Where stands are preparing food, an additional sink must be provided for washing food and ideally a separate sink

for washing dishes. For small concessions serving hot drinks and snacks no sink is required but the provision and use of sanitizing hand-wipes must be employed.

## FIRE SAFETY, PRECAUTIONS AND PROCEDURES

Articles of a combustible nature such as fabric, paper items, banners, items made of wood pallets; hessian, thatch and straw are regarded as major fire hazards and will be required to provide a Fire-Retardant Certificate, before the start of the event. When material draping is used as part of a display, please ensure the draping does not come into contact with electrical wiring, fittings and/or globes and drops no lower than 5cm above the carpeted floor.

The use of halogen lights will not be approved as they pose a fire hazard. Ensure that all light displays low wattage or LED.

Fire escapes are located throughout the venue with signage. Event organizers are to ensure that neither the signage nor the exits are obstructed in any way.

There are strict rules governing what materials can be used to build stands and these will be covered by the venue's regulations. Exhibitors and contractors must ensure that they are followed. In general, you are not permitted to build your stand with anything which is flammable or non-flame resistant unless it has been treated. Combustible waste must be safely disposed of and boxes and packaging must not be stored on the stand.

## FIRST AID

First aid cover is provided by the organizers and details will be available onsite, throughout the event timings detailed above. In an emergency, please contact the nearest security steward or Organizers' Office.

**First Aid** - located centrally in the main foyer at the back of hall 3.2

**First Aid** - +49 30 3038 2222

If the accident requires urgent medical assistance, please do not call the emergency services directly. Messe Berlin can get the emergency services to the correct part of site in the quickest route and therefore we ask that you dial the Messe Berlin, security or the organizers office in an emergency.

## GANGWAYS

To ensure the safety of all visitors and exhibitors, please follow the gangway regulations below:

- All gangways must remain unobstructed and accessible at all times. Stand builds, furniture, exhibits, or displays must not project beyond the stand boundary.
- Emergency exits and gangways must remain completely clear at all times.
- All main and cross gangways must remain clear to allow emergency access. Plans showing emergency gangways are available from the Organizers' Office.
- Exhibitors must work within the confines of their stand. Gangways may not be used for selling purposes, and all discussions must take place within the allocated stand space.
- Doors and gates forming part of an escape route must include clear vision panels at sight level, open in the direction of escape, and must not obstruct gangways or escape routes.
- Bridging or carpeting over gangways is not permitted.
- All stand structures, signs, and exhibits must remain within the allocated area unless prior approval has been obtained from the Organizers.
- No items may project into or over gangways below a height of 2.2m, including stand fittings such as window boxes, bay windows, or flagpoles.
- Gangways adjacent to stands or stages used for demonstrations must remain clear. Any audience space must be planned within the stand area, as congregation in gangways is not permitted.

## METHOD STATEMENTS

A [Method Statement](#) is a part of a workplace safety plan. It is primarily used in construction to describe a document that gives specific instructions on how to safely perform a work related task, or operate a piece of equipment. In your method statement you should outline all the hazards that are likely to be encountered when undertaking a task or process and provide detailed guidance on how to carry out the task safely.

Within the method statement, we ask to see information on how and when your stand will be built, as well as when this will be dismantled. Please include how you will be dismantling the stand, the equipment used and if your stand will not be broken down to reuse again – how you will be disposing of your stand.

## NAKED OR OPEN FLAMES

The use of open fire or naked lights in the halls is prohibited. **Naked (open) flames, candles and barbeques are not permitted.** The use of open fire or naked lights on the open-air site is only allowed after the application and permission by Messe Berlin's Technical Management.

The burning of packing material, waste etc. in the halls or on the open-air site is prohibited.

## NOISE LEVELS

When exhibition goods that create noise are demonstrated, the noise level at the stand boundary must not exceed 70 dBA.

## PPE

All exhibitors and contractors must always wear appropriate personal protective equipment (PPE) during assembly and dismantling periods. The venue and the organizers will not allow the work to begin without adequate PPE.

The minimum requirements include, but are not limited to, those listed below; however, the requirements vary according to the task:

- Proper footwear - During the build and breakdown periods, the use of heels, sandals or open shoes is not permitted.
- High visibility vests - highly recommended during the build and breakdown periods in the outside loading bay areas
- Persons working in areas close to works at heights must wear suitable hard hats
- Appropriate height ladders must be used. Please ensure your contractor brings the correct working at height equipment - for more detail on required equipment please see the Working at Height section.

This is not an exhaustive list of items and the duty to assess that the correct type of PPE is applied to a work situation shall be that of the employer. The standard adopted for personal protective equipment is in accordance with Hyve's guidelines, which apply in full at the venues.

## RISK ASSESSMENTS

Hyve Group has carried out suitable and sufficient assessment of the risks associated with this event, details of which can be obtained from the Organizer's Office. General risks associated with any exhibition are as follows:

- Trip hazards
- Multiple contractors working in a single workplace
- Fall from working at heights and working on a live edge
- Objects falling from height or loads falling from vehicles
- Impact injury from moving vehicles
- Structural collapse of seating or an exhibition stand
- Outbreak of legionnaires disease from a water feature
- Food poisoning incident from temporary catering outlet
- Fire
- Major incident and civil emergency
- Excessive working hours

This is an overview and by no means a comprehensive account of the risks involved at this event.

It is the absolute duty of all parties to ensure that under the EU Framework Directive (89/391/EEC) and other legislation suitable that sufficient risk assessments are conducted on all significant risks. Legislation also requires that risks should be mitigated with a view to achieving maximum reduction in the level of risk within the bounds of what is reasonably practicable. In general terms, emphasis should always be placed on eliminating or reducing risk at source. It must be remembered that personal protective equipment is usually a control of last resort.

A [Risk Assessment](#) is an important step in protecting your workers and your business, as well as complying with the law. It helps you focus on the risks that really matter in your workplace – the ones with the potential to cause harm. You are required to protect people as far as is reasonably practicable. It is simply a careful examination of what, in your work, could cause harm to people, so that you can weigh-up whether you have taken enough precautions or should do more to prevent harm. Workers and others have a right to be protected from harm caused by a failure to take reasonable control measures.

It has been noted that some contractors send a different team into the halls for breakdown to those that constructed the stand. On a few occasions these breakdown teams come armed with very few tools and little

knowledge as to how the stand was initially built. They can be guilty of using unsafe methods of deconstructing the stand, using demolition tools rather than other safe methods. Pushing walls over and pulling down stand elements from height in an uncontrolled manner is absolutely prohibited.

Please make sure that you are planning your breakdown with as much care as you are planning your build-up, and that you are providing enough staff and the correct equipment to deconstruct the stand safely. Breakdown is the most dangerous period in the event cycle and we urge you to plan accordingly.

## VEHICLES ON STANDS

If you are displaying any vehicle on your stand, you must advise the Organizers at least 28 days prior to the event. Vehicles displayed on stands must:

- Be located on the stand area, being set back at least 1 meter from the stand perimeter
- Be static and have their engine switched off during the open hours of the event
- Contain only a minimum amount of fuel
- Have a lockable fuel cap
- Have a drip tray placed under the engine
- Be included in the stand's risk assessment
- Subject to risk assessment, battery disconnection may be required for vehicles over ten years old

You will be asked to leave a spare set of keys with the Organizers in case of an emergency.

Vehicles with internal-combustion engines may only be exhibited in the halls and other enclosed event areas after obtaining permission from the Organizers. The contents of the vehicle's tanks shall be reduced to the minimum level required to drive the vehicle into and out of the area and, wherever possible, the tank caps shall be locked.

Depending on the location of the exhibit, other safety measures may be required, such as rendering fuel tanks ineffective, disconnecting batteries and/or the posting of security guards.

In the case of electrically propelled vehicles, the propulsion batteries shall be disconnected from the drive using the safety cut-off switch (main switch).

Agreement on delivery and removal times/dates must be discussed with and approved by the Organizers. Please contact the [CWIEME Team](#).

## WORKING AT HEIGHT

Working at height is to be in accordance with the EU Working at Heights Directive (2001/45). As such, all working at heights is subject to a [Risk Assessment](#).

- All rigging from the roof is to be carried out by the official rigging contractors.
- All working platforms are to have a guard rail, mid rail and toe board. Tools are to be kept on lanyards so far as is reasonably practicable.
- Static and mobile access working platforms must be fit for purpose (see working platforms).
- Separate risk assessments are required for working on a live edge (before rails are in place). In such cases fall arrest equipment must always be used.
- Operatives working at height other than on a static working platform designed for that purpose (e.g. scaffold) must be clipped on.
- Operatives working at height must have suitable head protection ground access to areas in the vicinity must be controlled to prevent persons accidentally walking directly under high works.
- Ground workers in the vicinity must not work directly under high works and wear suitable head protection e.g. hard hats.

## WORKING PLATFORMS

- All Mobile Elevated Work Platforms (MEWPS) must be properly maintained.
- All working platforms are to have a guard rail, mid rail and toe board. Mobile access towers must be correctly constructed.
- Mobile access towers must be fit for purpose. Outriggers are to be used correctly with the correct height to width ratio (3.5 x shortest base width indoors and 3 x shortest base width outdoors).
- Mobile access towers may not be moved whilst in use and wheels must be locked off.
- Ladders must be footed or tied off. The use of domestic ladders and steps is strictly forbidden.

## WORKING PRACTICES

- Welding, flame-cutting, soldering, abrasive grinding and cutting and other work involving the use of exposed flames or which produce sparks is strictly prohibited on all exhibition and event areas.
- Hot work during the event is prohibited. *(In exceptional cases and subject to written request, approval may be granted for hot work during the setting up and dismantling of exhibition and event installations. For this purpose, Messe Berlin will engage a fire officer equipped with suitable fire extinguishing equipment who will be present to supervise the work from its commencement to its completion and will charge this service to the exhibitor/contractor).*
- It has been noted that some contractors send a different team into the halls for breakdown to those that constructed the stand. On a few occasions these breakdown teams come armed with very few tools and little knowledge as to how the stand was initially built. They can be guilty of using unsafe methods of deconstructing the stand, using demolition tools rather than other safe methods. Pushing walls over and pulling down stand elements from height in an uncontrolled manner is absolutely prohibited.
- Please make sure that you are planning your breakdown with as much care as you are planning your build-up, and that you are providing enough staff and the correct equipment to deconstruct the stand safely. Breakdown is the most dangerous period in the event cycle and we urge you to plan accordingly.

## WORKING EXHIBITS AND PRESENTATION AREAS

If you are providing seating for presentation areas on your stand then there are technical regulations that apply. The following is a summary of the main points to be considered for temporary flat floor seating.

- The width of gangways required between blocks of seats depends on the total number of seats and their layout.
- Adequate space for staging (including lectern, top table, AV equipment, sound systems, projection, mixer desks etc.) should be accommodated for.
- Seats must be at least 0.50m wide.
- A minimum gap of at least 0.4m must be provided between rows of seats.
- Behind and between blocks, there must be aisles with a minimum width of 1.20m

Please inform the [CWIEME Team](#) if you intend to have a seated presentation area on your stand or a working exhibit.

## GENERAL STAND INFORMATION

### AUDIO VISUAL

Visit the [GES Exhibitor Webshop](#) to order services, request by Friday 20 March 2026 to receive the Early Bird discount.

### CLEANING

Shell scheme stands will be cleaned on the last day of build-up **only**.

The gangways will be cleaned daily before the show opens. Please ensure to keep the gangways as clear as possible during the build up to assist the cleaners with this progress. All emergency gangways should be kept clear at all times.

If you require any additional cleaning of your stand space, please order from the [GES Exhibitor Webshop](#). This service will be charged per sqm of your stand space. **Order by Friday 20 March 2026 to receive the Early Bird discount.**

**Daily Cleaning of the stand (during the open period) includes washing tabletops, emptying waste baskets, mopping of hard floor and vacuum-cleaning carpets.**

**Please note the service does not include removal of any rubbish apart from that in the waste basket.**

Ordering of **Waste Removal** in addition to the above would be required for excess rubbish. It is essential for the buildup and breakdown period was the ordering of waste is completed by the exhibitor or contractor, even if you have purchased stand cleaning. Please see the [Waste Disposal](#) section for further information.

### DILAPIDATIONS

Exhibitors are responsible for the cost of making good and/or replacing any damage to the premises, whether caused by themselves, their agents, contractors, sub-contractors or by any person/s employed or engaged on their behalf. Any exhibitor found damaging the walls, carpets and/or any structure on the Messe Berlin property will be charged with the replacement value of such items.

No attachment, fitting or detachment is to be made to the interior or exterior walls, floors, ceilings or pillars of the building. This includes any equipment or device whatsoever which would be affixed to, or suspended from any structure of the building, and includes attachments that would damage any surface or structure in any part of the building.

The Messe Berlin appreciates that exhibitors need to decorate their stands by means of painting, welding, angle grinding, cutting timber, wallpapering etc. Exhibitors should note however that this is not permitted inside the exhibition halls and a specific area will be demarcated in the marshalling yard for this purpose.

### FILMING ON STANDS

Filming/photography is not permitted unless prior consent has been obtained from the Organizers.

### FLOOR LOADING

The location of heavy exhibits/structures must be confined to certain areas and conform to the weight limits for those areas. If you believe you may exceed these limits, you must contact the Organizers in advance of the show so an engineered solution can be found.

Floor loaded stands (especially those with heavy machinery or heavy stand constructions) must be approved by the venue technical department in advance on the show. It may be necessary to pre-install timber packing/underpinning under the hall floor tiles (which will also affect your stand cost).

For reference:

- The exhibitor halls are designed to withstand and support a total maximum load of 40kN.
- A maximum axle weight of 8T is permitted.
- To ensure that loads are correctly transmitted to and distributed on the raised hall floor, proof must be provided that the permitted point loads on the raised hall floor ( $\leq 40$  kN) will not be exceeded.
- Loads should be indicated separately and a scaled plan showing the position of the supports in relation to the boundaries of the stand is required. The exhibitor/contractors should submit this information to Essential Events in advance for approval.

**Please note – any heavy object on stands (>4t) need to be sent to Essential Events no later than Friday 20 March 2026. Failure to submit will result in penalty surcharges from the Messe Berlin.**

- After examination, structural reinforcement/load distribution measure may be required. This is bookable via GES who will liaise with Messe Berlin. This would be chargeable to the exhibitor.
- Loads larger than 40kN, must be defused using a load distribution method. This must be approved by the Messe Berlin. Should this not be approved, the load area will need to be underpinned.

If your stand exhibit meets any of the above floor loadings, or Essential Events deems it to, please contact [GES](#) and they will be able to order the appropriate additions with the Messe Berlin to support. **No fixings whatsoever can be made to the hall floors.**

Here are some helpful digital links to view the venue and halls.

- [Interactive Venue and Hall Plan](#)
- [Hall 1.2](#)
- [Hall 3.2](#)
- [Hall 5.2](#)
- [Hall 25](#)
- [Hub 27](#)

## LATE WORKING

We are committed to safe working and aim to minimize the number of people working outside of the published Exhibition Timetable. If you have appointed a stand contractor to build your stand, you must be assured that the design of the stand is such that it can be built within the Exhibition Timetable specified in this manual.

There is a late working charge for working outside of the timetabled hours of €50 per hour from 18:00 - 20:59 and €100 per hour from 21:00 – 23:59. Please note, we will only take **card payment** for this.

This will only be available on application per day, on a case-by-case basis. Please listen for announcements on this and visit the Organizer's Office to apply. Please note that no electrical power will be supplied to individual stands and no working will be permitted after midnight.

## MUSIC ON STANDS

Under the provisions of the currently valid version of the Copyright Law, (§ 15 UrhG - Urheberrechtgesetz), the reproduction of music of any kind whatsoever is subject to the approval of the Gesellschaft für musikalische Aufführungs- und mechanische Vervielfältigungsrechte (GEMA), Bezirksdirektion Berlin – Messesachbearbeitung, Keithstrasse 7, 10787 Berlin, [www.gema.de].

Exhibitors are solely responsible for obtaining any licence required to play music on their stand. Failure to obtain a licence may result in prosecution. It is therefore a condition of taking your stand that you agree to the following:

- To provide accurate information about your intention to play music and pay us the licence fee forthwith upon request.
- You do not play music on your stand unless you have made an application and paid forthwith upon request for a license.
- We are fully indemnified by you against any claim made against us for any non-payment, omission or infringement connected with the licensing requirements for playing recorded music on your stand.
- Please note that the volume must be kept to a reasonable level and not interfere with, or become a nuisance to, neighbouring stands.

Please contact GEMA via their [website](#) to obtain approval or email [kontakt@gema.de](mailto:kontakt@gema.de) or call +49 30 588 58 999.

## SHELL SCHEME STANDS

All shell scheme stands are 2.5m high, however it is not possible to erect anything higher than 2.43m within a shell scheme stand (floor to underside of ceiling grid) without prior arrangement.

If you have booked a **Shell Scheme Stand** you will receive the Deluxe Shell Scheme Package with below inclusions depending on booked stand space.

The below sample visual is for reference only. Shell scheme booked with the show organizer may look different depending on the stand size, location and orientation. Some larger stands may require additional pole support on its open sides.

### Stands 9 to 18sqm

- Grey carpet tiles – excluding plastic covering
- White system wall elements in aluminum frame 250cm high
- White fascia 300mm deep
- White nameboard per open side in black lettering
- Stand cleaning on final build day only
- 1 table with a white round top – albaredo 70cm high
- 2 chairs with a black fabric seating – atsi chairs
- 1 white lockable counter – bern lockable counter
- 1 waste bin – abano
- 1 x 3kw Connection including 1 x Socket Outlet
- 1 x LED spotlight per 4m<sup>2</sup>



### Stands 19 to 27sqm includes above PLUS

- 1 additional table with a white round top – albaredo 70cm high
- 2 additional chairs with a black fabric seating – atsi chairs
- 1 additional waste bin – abano
- 1 additional 3kw Connection including 1 x Socket Outlet
- 1 additional LED spotlight per 4m<sup>2</sup>

**The nameboard listed for shell scheme stands will be made up with the banner name on your original stand contract, any changes onsite will be subject to a charge.**

If you intend to build within your shell scheme stand you must submit plans to [Essential Events](#).

**Please remember, to order any additional items for your stand, you will receive an early bird discount if you order by Friday 20 March 2026.**

## SHELL SCHEME STAND REGULATIONS

The official shell scheme contractor, GES, must carry out all construction work on the shell scheme.

Hyve request that the following as part of your shell scheme regulations.

- If you intend to build within your shell scheme stand you must submit plans to [Essential Events](#).
- Do not nail, screw or staple anything into the GES Shell Scheme. Any damage caused to the shell scheme is chargeable and will be passed back to the exhibitor. Our Shell Scheme contractor, GES, will be pleased to offer advice on fixing to the shell scheme.
- Under no circumstances may exhibitors paint the shell scheme. Changes to the wall panel colour must only be carried out by the official shell scheme contractor and will be charged for.
- If you wish to block in any open sides of your stand you must obtain permission from the Organizers before any arrangements are made. At least two thirds of each open side must remain open unless fitted with approved transparent material; any additional walling should be ordered directly with GES and will be subject to a charge.
- No alterations to the shell scheme will be permitted without prior agreement with the shell scheme contractor and the Organizers. Interior work must be designed and constructed so that it does not damage or interfere with the shell scheme.

- No items are to be fixed or suspended from the fascia or ceiling grid as this could affect the structural integrity of the stand as some parts are not designed to be weight bearing. GES are happy to provide advice and you must ensure that you consult with GES if you do wish to do this.
- Modifications to the shell structure are not permitted including

A range of useful extras are available for your stand from our general contractor GES. Visit the [GES Exhibitor Webshop](#) to request services, **order by Friday 20 March 2026 to receive the Early Bird discount.**

## SPACE ONLY STANDS

If you have a space only stand at the exhibition, you have a legal obligation to build your stand to the required standards as outlined by Messe Berlin and regulations detailed in this manual. To ensure that you are building your stand to the correct regulations, plans are required to be submitted to Essential Events for approval to build. Stand constructions that have not been approved or do not conform to the manual guidelines or to statutory requirements may have to be modified or removed. If this work is not carried out within the specified time, Messe Berlin is entitled to carry out the necessary modifications itself at the exhibitor's expense.

If you have a space only stand and are looking for a contractor, GES can help. They can offer two different solutions, both aiming towards a more sustainable stand build!

**Option 1** - is your stand between 12 and 50sqm? Show Ready could be for you!

You can receive a selection of build options created from a modular structure. This will include the build, carpet, seamless fabric graphics, mains power and electrical sockets. There are furniture packages you can add on for an additional fee. GES would set up the stand, arrange all logistics, all you need to do is come and set up your stand items ahead of the show. Please contact your account manager who can add this onto your current stand booking. Once finalised the GES Show Ready team will be in touch!

**Option 2** – is your stand over 50sqm? A custom build is for you!

To save the search for a contractor, GES have a design and build department that can offer a range of solutions. Spiro, part of the GES Collective can provide you with a custom quote. Spiro are experts in providing design and build custom exhibition stands, handling every step in the creation of your stand from concept to show floor.

- The perfect on-site brand experience is a result of Spiro's pre-planned execution and design
- Global Project Management
- Spiro In-House Creative Studio
- Custom Design & Build
- Sustainable Modular Booths

Please reach out to Lina Tsegaye at [ltsegaye@thisisspiro.com](mailto:ltsegaye@thisisspiro.com) for a full quotation and any specific requirements and they can adapt stand designs to fit your requirements. The contractor will then handle all the paperwork associated with the stand space.

## CARPET AND FLOORING

All Space only stands must supply their own floor covering.

All carpet and carpet tape must be removed at the end of the show, and you must ensure your contractor is aware of this ruling. Please note that it is the exhibitors' responsibility to ensure the carpet tape is removed at the end of the exhibition. Any charges for the removal of carpet tape left on the floor at the end of breakdown will be passed direct to exhibitors. Other forms of fixing to the hall floor, such as cable clips, nails and bolts are strictly prohibited. Any charges for damage to the floor caused by these fixings, or by unsuitable carpet will be passed direct to exhibitors. Exhibitors with adjoining blocks of stands will not be permitted to place their own carpet in the Gangways.

## ELECTRICS

Electrics are **not** included in your stand booking if you have a space only stand.

Please note: Lighting and other electrical installations on the stand must only be carried out by our official electrical contractor, GES. The electrical installation on your stand must be according to the current edition of the rules and regulations laid down by the local authority and the venue.

Visit the [GES Exhibitor Webshop](#) to book, **order by Friday 20 March 2026 to receive the Early Bird discount.**

## ENCLOSED STANDS AND STORAGE

For enclosed stand areas exceeding 30 m<sup>2</sup> (with closed ceiling area) a temporary sprinkler system complying with the VdS standard must be installed. Please contact the [Messe Berlin Webshop](#) to order.

## EXITS, ESCAPE AND RESCUE ROUTES

The walking distance between any point within the stand area to an aisle in the hall must not exceed 20m. Exhibition or stand areas with a floor area in excess of 100 m<sup>2</sup> must have at least two exits to escape and rescue routes.

These exits must be as far apart as possible and lead in opposite directions. Doors and gates should be provided with a clear vision panel at sight level and must be hung to open in the direction of escape, clear of any steps, landings or gangways. Where necessary doors must be recessed so as not to open onto or obstruct the required width of any gangway or other escape route.

## HEIGHT RESTRICTIONS

The minimum height of a space only stand dividing wall is 2.5m with a maximum height restriction of 6m. The exhibitor/contractor is required to provide a clean, white surface on the back of the stand boundary partitions up from 2.5m, facing adjacent stands and gangways (without advertisements), and up to the full height of the walling. Please note that should you choose to build over 4m, your stand would be deemed a complex structure and as such, would be subject to sign off by our Structural Engineer, for which there is an administration cost.

Please submit the dimensions on the mandatory space only documentation stating to what height you will be building and ensure that an allowance is made for any platform or lighting rigs included in the design, to ensure that the height of 6m is not exceeded.

## PLATFORMS

- If you intend to lay a platform before laying carpet, it must be of natural timber with a minimum thickness of 25mm nominal.
- Wood, chipboard or block board used for a floor must be a minimum thickness of 18mm.
- Platforms must be of a strength and stability to carry and distribute the weight of stand fitting, stand personnel and visitors and exhibits having regard to the loading limits of the floors.
- The general height of platforms should be 100mm. We advise that any platform should not exceed 170mm in height (one step) and consideration must be given to accessibility for people with disabilities.
- Platforms higher than 600mm are regarded as a complex structure and must be submitted with proof of structural integrity.
- Traps must be cut into platforms to provide access to the electricity and other service boxes in the building floor.
- Open corners of stand floors and platforms should be splayed, rounded or angled, if not protected by heavy exhibits, to avoid sharp corners and tripping hazards.
- Any raised platform on your stand should have a clearly outlined edge. The edge needs to be a contrast from the main floor covering so the edge can be clearly seen.

## RAMPS

- Accessible walkways and other areas immediately adjacent to areas that are more than 0.20 m lower must be surrounded by parapets or balustrades. These shall be at least 1.10 m high.
- Balustrades and parapets on areas accessible to trade fair visitors must be equipped with a firm, non-slip handrail.
- In order to prevent visitors from climbing over the balustrades and parapets, only unbroken infills or vertical bars.
- Spaced no more than 0.12 m apart in any one direction are permitted in such areas.
- As a minimum requirement, balustrades/parapets in areas with restricted visitor access must be equipped with a continuous, firm, non-slip handrail, as well as centre and lower braces.
- Verifiable proof of stability must be presented for platforms and the balustrades/parapets required for these.
- Depending on the intended use, the floor load must be designed to bear at least 3.0 kN/m<sup>2</sup> in accordance with the Venue Technical Guidelines.

- Platforms that are accessible using a single step may not exceed a height of 0.20 m. Ladders, ramps, raised walkways and stairs must comply with the accident prevention regulations.
- The surface of any ramp should be imperforate and non-slip in texture. Any ramp must have minimum clear headroom of 2m throughout.

## RIGGING AND COMPLEX VS NON-COMPLEX STRUCTURES

### RIGGING

If any element of your stand design is suspended or rigged, please refer to the imagery below regarding complex vs non-complex rigging structures.

#### Non-Complex Rigging

Typical examples include:

- Fabric banners
- Standard lightweight aluminium frames
- LED screens flown in their standard manufacturer configuration

These are off-the-shelf products designed to be suspended and installed strictly in accordance with the manufacturer's instructions.

#### Complex Rigging

Examples include:

- Any rigged element not classified as non-complex
- Modified aluminium frames (e.g. additional suspended items or ceiling structures)
- LED screens with additional supporting structures
- Bespoke timber or steel structures constructed on site

#### Important:

MDF or chipboard may not be used in any rigging element.

#### Submission Requirements for Complex Rigged Structures

If your rigged structure is classified as complex, the following must be submitted with your stand plan submission.

1. Construction Drawings  
Including:
  - Hanging point connection details (all components must be structurally rated)
  - Materials used in the structure
2. Structural Calculation Package  
Prepared by a suitably qualified structural engineer (e.g. CEng MIStructE), including:
  - Engineer's name, company and qualifications
  - Confirmation of primary structural materials
  - Connection and fixing details (all structurally rated)
  - Calculations showing dead loads, live loads and load paths
  - Factors of safety in accordance with relevant Eurocodes
  - Total suspended weight and weight per hanging point
  - Detailed hanging point drawings

#### Space Only Stand Safety Requirements

All space-only stands must comply with the following safety requirements:

- Multi-storey frameworks must not be constructed from wood; steel must be used
- Double-deck stands with more than 50 occupants must include a second staircase
- Ramps must be suitable for pedestrian and wheelchair use
- Handrails must be non-climbable (vertical design)
- Barriers must protect exposed edges of stairs, balconies and level changes
- Decorative materials must be flame-retardant or pre-treated
- Artificial plants may only be used if silk-based and treated
- Curtains and drapes must be inherently flame-retardant, with test samples available
- Floor coverings must be securely fixed to avoid trip hazards

- Large areas of clear glazing must include visibility markings
- Only water-based paints may be used onsite

### **Rigging Services and Costs**

Rigging costs continue to increase, and exhibitors are encouraged to consider ways to reduce rigging requirements where possible. This may include:

- Using lighter materials
- Reducing the overall suspended weight
- Adjusting the positioning of rigged elements to minimise pre-rigging requirements

The official rigging contractor GES can advise on rigging requirements and will liaise directly with Messe Berlin to obtain a quotation. Please place orders by **Friday 17 April 2026** on the [GES Exhibitor Webshop](#).

### **Information Required for Rigging Quotations**

To obtain a rigging quotation, the following information must be provided:

- Stand drawing showing dimensions, hanging point locations and stand orientation
- Total weight of all suspended items (kg)
- Preferred installation date
- Overview of individual point loads
- Details of lifting equipment being used (manual or electric chain hoists, material lifts, etc.)
- Required hanging height
- Any additional services required (lighting, sound, etc.)

### **Rigging Height and Positioning Regulations**

Lighting rigs, structural rigging and banners are permitted provided that:

- The maximum height does not exceed 6m from the venue floor
- The lowest point is at least 2.3m above the floor

All rigging must:

- Be approved by the organiser
- Remain within the boundaries of the stand
- Not overhang gangways or neighbouring stands
- Rigging must not be attached to stand structures or used for structural support.

Banners must:

- Be rigged no higher than 6m
- Be positioned 0.5m inside the stand boundary
- Maintain 0.5m clearance from any party wall

### **Rigging Approval and Deadlines**

Before placing a rigging order, exhibitors must submit stand plans showing rigging elements and dimensions for approval. Please send plans to: [fabbotts@essentialevents.co.uk](mailto:fabbotts@essentialevents.co.uk).

Rigging orders must be placed via the [GES Exhibitor Webshop](#) by **Friday 17 April 2026**.

For further assistance, please contact the GES team at [cwieme@ges.com](mailto:cwieme@ges.com).

### **COMPLEX VS NON-COMPLEX STRUCTURES**

A complex structure is any form of construction, regardless of height, that may require input or verification from a structural engineer. It is the responsibility of the stand designer or contractor to determine whether a structure is considered complex.

#### **Examples of Complex Structures**

The following are typically considered complex structures:

- Any structure that requires structural calculations
- Multi-storey stands
- Any part of a stand or exhibit exceeding 4m in height
- Custom-built or bespoke suspended structures
- Sound or lighting towers

- Temporary tiered seating
- Platforms or stages over 600mm in height, and all platforms or stages intended for public use (excluding standard stand floor platforms)

### Important

All two-storey stand designs must be submitted to Essential Events and Messe Berlin no later than **Friday 20 March 2026**. Failure to submit by this deadline may result in penalty surcharges from Messe Berlin or refusal of permission to build.

If your stand design falls into any of the categories above, it must be approved by Messe Berlin at least six weeks prior to construction.

Please note:

- There is a charge applied by Messe Berlin for two-storey structures.
- The cost is calculated based on the stand size (area).
- Submissions received less than six weeks before the official start of construction will incur a late surcharge.
- All space-only stands require written approval before construction can begin.

### Stand Approval Documentation

To obtain approval for stand construction, the following documentation must be submitted along with a full Risk Assessment and Method Statement (RAMS).

### Proof of Structural Stability

Structural documentation must include proof of stability for:

- Platforms – imposed load of 3.0 kN/m<sup>2</sup> or 5.0 kN/m<sup>2</sup> (including decks, boards and infill)
- Staircases – imposed load of 5.0 kN/m<sup>2</sup> (including decks, planks and infill)
- Parapets and balustrades – 1 kN/m for a parapet height of 1.1m
- Sections, layout drawings and detailed plans
- Signature of both the client and the structural engineer

The following forms must also be completed and submitted:

- "Test for Construction Requiring Official Approval"
- "Load Distribution Measures – Timber Packing / Underpinning"
- The load distribution form applies to columns transferring more than 40kN into the hall floor.

### Additional Requirements for Two-Storey Structures

For two-storey stands larger than 30m<sup>2</sup> (including stairs):

- The ground floor must be fitted with a sprinkler system
- If the upper floor is enclosed, it must also be fitted with a sprinkler system

An additional fire extinguisher complying with DIN EN 3 (fire category ABC) with at least 10 extinguishing units (LE) must be installed on the upper level, positioned:

- At the top of each staircase
- In a clearly visible and easily accessible location

All required forms and documentation can be found on the [Messe Berlin Webshop \(Permissions section\)](#).

### Height Restrictions and Structural Certification

Any stand element exceeding 4m in height is considered a complex structure and must include structural calculations as part of the approval process.

All stands are subject to strict venue building controls, and completed structures may require a structural engineer's certificate confirming:


- Load calculations
- Foundation stability
- Structural integrity of suspended elements

Stands must also comply with venue fire and safety regulations, including requirements for:



- Construction materials

- Staircases and handrails
- Emergency escape routes

Materials used in stand construction must be flame-retardant or treated accordingly.



**Examples of Non-Complex Rigging**



## SPACE ONLY STAND REGULATIONS

All exhibitors must abide by the Space Only regulations as outlined below.

- The choice of a stand fitting contractor is at the discretion of the exhibitor. The Organizers must be notified of any such contractors using Space Only Stand Plan Submission Form.
- Exhibitors are responsible for all actions of any contractors they employ to work for them at the show. Any damage caused by contractors will be charged directly back to the employing exhibitor. Likewise, we hold exhibitors responsible for any misconduct by their employed contractors while at the show.

- Exhibitors are reminded that it is their responsibility to ensure their nominated contractor(s) abide by all the regulations as contained in this exhibitor manual and Venue Technical Guidelines together with all requirements that are relevant to their stand construction.
- The design of the stand must be such that it can be erected and dismantled within the time available. Only in exceptional circumstances will working within the halls outside the published timetable be permitted. There will be an hourly charge for late working.
- ALL exhibitors must ensure that they, or their Stand Building Contractor, submit the following for the build and breakdown period along with their stand designs to Essential Events
  - [Risk Assessment](#)
  - [Method Statement](#)
  - [Space Only Contractor Undertaking Form](#)
- Fixings to Building Structures - All stand construction must be completely self-supporting and no fittings, rigging or painting may be made to any part of the permanent structure, columns, flooring or fittings of the hall. Any damage or discolouration to the exhibition hall will be invoiced to the exhibitor.
- Exhibitors are not permitted to display company names, logos, lettering or branding of any kind, on to the rear of party walls overlooking neighbouring stands.
- On dividing sites, space only exhibitors must supply, erect and decorate walls facing onto their stand areas and gangways up to a minimum height of 2.5m. The reverse of all walls higher than 2.5m are to be painted/finished to an acceptable standard in white. **Back of stand dressing must be completed by Sunday 17 May 2026.**
- Space only exhibitors **must supply their own walling** and must not use the backs of walls provided by other exhibitors.
- Modular or "Pop Up" displays (unless expressly designed to do so) cannot be used as the only stand construction on a space only stand. Appropriate walling must be ordered to separate the stand from its neighbour(s) and to give an acceptable level of dressing. Walls must be made of a solid structure and not see-through. Rears of pop ups are not acceptable finishing.
- All stand structures, signs, exhibits, etc., must be confined within the area allotted and may not project into or over the gangway - please see Gangways for further information.
- All work must be carried out using non-flammable material - see Fire Resistant Materials for further information.
- It is essential that all stand construction, especially when of a prefabricated nature, shall commence at the earliest possible moment. While the Organizers will do everything possible to ensure that the allocated area is clear to build on they cannot guarantee this availability once other stands are on the way to completion.
- Please be considerate to other exhibitors when unloading your goods in the halls and ensure you do not use neighbouring stands to store goods or work on or block gangways. This can be a source of irritation to fellow exhibitors when trying to set stands up. Please also ensure that you place any rubbish in the gangways rather than on other stands. Wherever possible rubbish should always be put into rubbish bags to minimise trip hazards.
- Wherever there is a risk from overhead working, hard hats must be worn.
- If an exhibitor erects a stand which does not conform fully to the requirements of the Organizers and Venue Technical Guidelines, the Organizers shall be at liberty to enter onto the exhibitor's stand and alter, demolish and/or reconstruct the said stand so as to make it conform to the regulations and requirements. The exhibitors shall, on demand, repay the Organizers all expenses incurred by them in respect of such alterations, demolition, and reconstruction. Organizer decisions are final.
- It is the responsibility of the exhibitor to ensure the stand is being built to the correct marks. If there is any doubt regarding the allotted floor space, please check with the hall manager before commencing any building work.
- If you intend to do any construction work on-site, please be considerate to others, e.g. please do not paint or work on other people's stands and please be aware of any dust or noise generated by your work and keep this to a minimum.
- All space only stands should clearly display their stand number.
- Any sub-contractors that are employed to work with the exhibitor's contractor will need to be informed of these regulations before attending site. They will also need to have a suitable Health and Safety policy, have provided suitable training to their staff to carry out their tasks safely, and can produce a sufficient [Risk Assessment](#), and [Method Statement](#).
- Stand constructions that have not been approved or do not conform to the technical guidelines or to statutory requirements may have to be modified or removed. If this work is not carried out within the specified time, Messe Berlin is entitled to carry out the necessary modifications itself at the exhibitor's expense.

- Substances of a solvent nature are not permitted to be used in the halls due to the lack of sufficient air circulation to omit the odours from the workspace. **Please note that any product used onsite omitting a solvent odour will be removed.**
- It has been noted that some contractors send a different team into the halls for breakdown to those that constructed the stand. On a few occasions these breakdown teams come armed with very few tools and little knowledge as to how the stand was initially built. They can be guilty of using unsafe methods of deconstructing the stand, using demolition tools rather than other safe methods. Pushing walls over and pulling down stand elements from height in an uncontrolled manner is absolutely prohibited. Please make sure that you are planning your breakdown with as much care as you are planning your build-up, and that you are providing enough staff and the correct equipment to deconstruct the stand safely. Breakdown is the most dangerous period in the event cycle, and we urge you to plan accordingly.

## SUBMISSION OF PLAN

Please send your exhibit space stand plan along with the [Space Only Contractor Undertaking Form](#), [Risk Assessment](#), [Method Statement](#) to [fabbotts@essentialevents.co.uk](mailto:fabbotts@essentialevents.co.uk) by **Friday 20 March 2026**.

## WALLING IN

Walling in is defined as any visual barrier howsoever constructed.

All Space Only stands are required to provide their own walling and must not use the reverse of a neighbours.

Walls must be of a solid structure, no lower than 2.5m with the reverse of any walls higher than this finished to an acceptable standard in white.

Walling in on open sides is at the discretion of the Organizers and may only be approved as long as:

- The walling does not exceed one-third of the total run of meterage of each open side. Two-thirds of the run must be open or made from transparent material.
- Alternatively, solid walling may be placed 1 metre in from the stand perimeter, subject to the Organizers approval.
- An open side that faces a bar, toilet or catering unit may be excluded from this regulation and can be completely enclosed.

For further advice concerning this regulation please contact the Organizers.