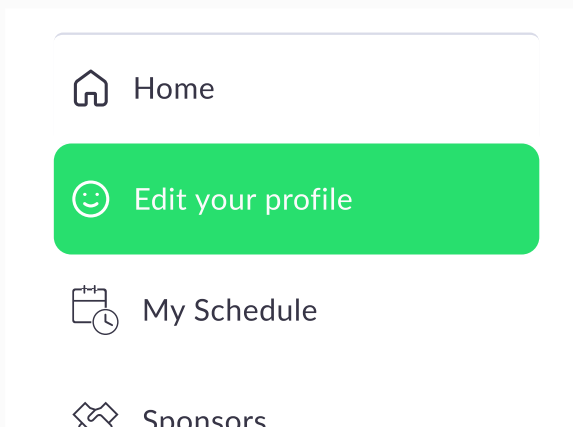


Maximize your time at Breakbulk Americas 2025

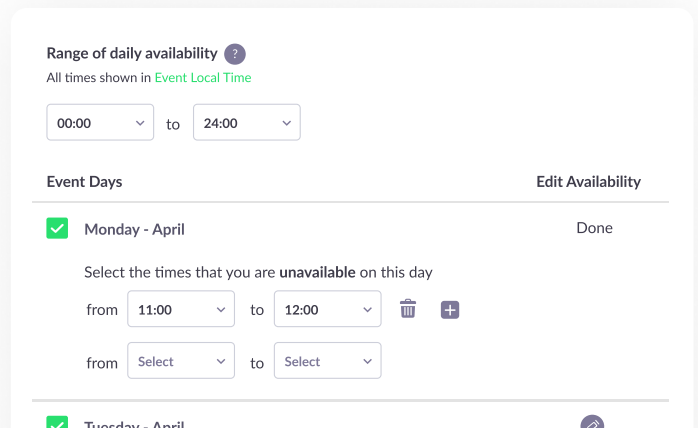
1 Update your profile

Make the best first impression with a profile picture and powerful headline.



2 Manage your availability

Prevent unnecessary rescheduling and meeting conflicts.

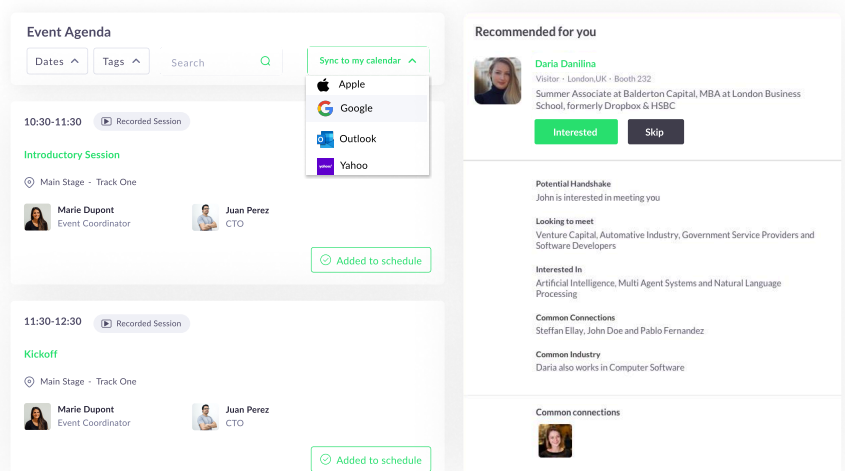


3 Build your event experience

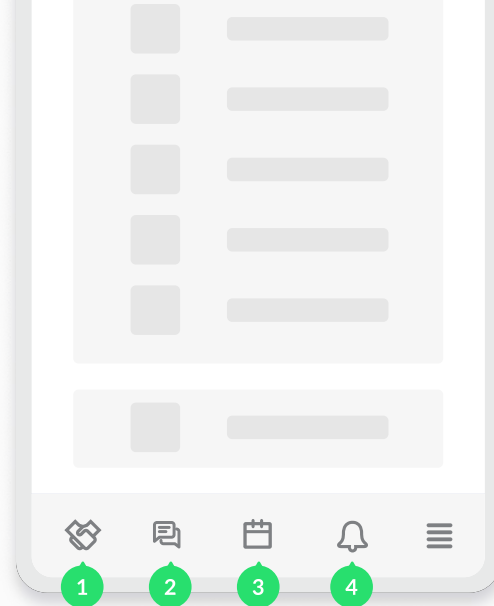
- Expand your network by reviewing your AI-powered recommendations and exploring profile lists. Connect by sending meeting invites or showing interest in profiles.
- Explore the agenda to further customize your event experience

PRO TIP

Subscribe to your calendar to add confirmed meetings and bookmarked sessions to your calendar



The Breakbulk Americas 2025 Mobile App



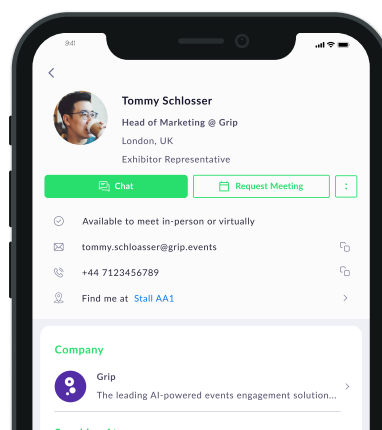
1 Discover Breakbulk Americas 2025

Your central hub for Breakbulk Americas 2025. Access essential information and personalized content.



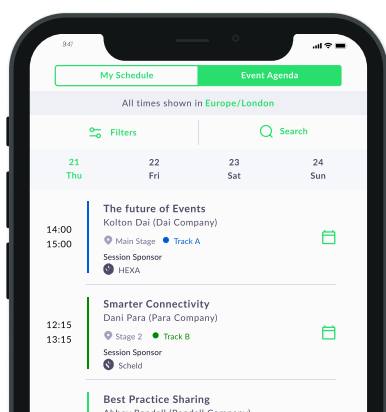
2 Chat with connections

Ensure you've made a connection or confirmed a meeting to initiate chats.



3 Follow your schedule

Keep track of your day. Note: Adding sessions to your schedule doesn't reserve seats—arrive early!



4 Get notified

Never miss an update or opportunity! Turn on your notifications to be reminded of meetings and to receive event updates.




Images above are mockups for illustrative purposes. Actual event platform appearance may vary. We've carefully crafted this guide to help you harness the full potential of our event platform to prepare for Breakbulk Americas 2025. Scan the QR code or [click here](#) for more in-depth resources.



What to do after Breakbulk Americas 2025

Personal Exports

Download your connections and accepted meetings for a seamless transition back to your day-to-day.



Images above are mockups for illustrative purposes. Actual event platform appearance may vary. We've carefully crafted this guide to help you harness the full potential of our event platform to prepare for Breakbulk Americas 2025. Scan the QR code or [click here](#) for more in-depth resources.

