
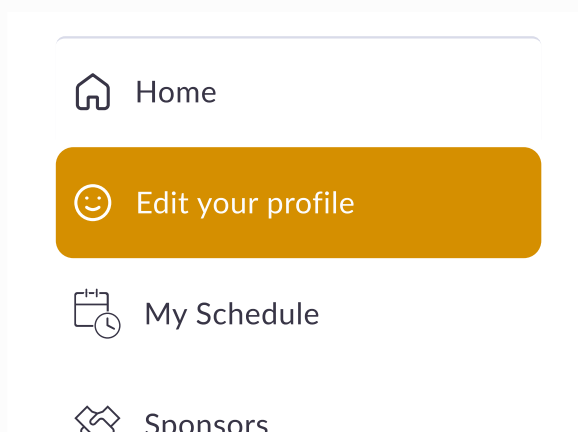


Maximize your time at AOW 2024



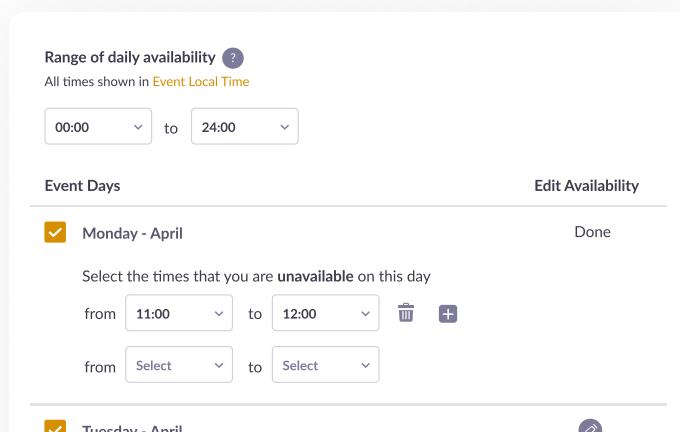
1 Update your profile

Make the best first impression with a profile picture and powerful headline.



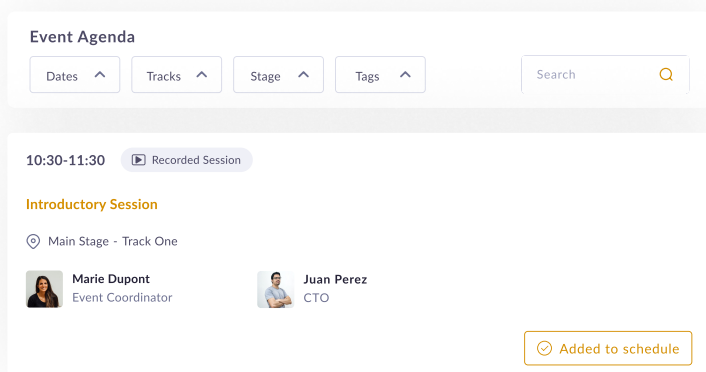
2 Manage your availability

Prevent unnecessary rescheduling and meeting conflicts.




3 Build your event experience

Explore the agenda to further customize your event experience.



4 Familiarize yourself with My Team

Collaborate with your colleagues to book meetings, review inbound leads, and perfect your company's digital profile.



Images above are mockups for illustrative purposes. Actual event platform appearance may vary. We've carefully crafted this guide to help you harness the full potential of our event platform to prepare for AOW 2024. Scan the QR code or [click here](#) for more in-depth resources.



Manage your company's time at AOW 2024

My Team

Centralize your team's engagement with event participants to maximize insights and return on your time at AOW 2024.

The screenshot shows the 'My Team' interface with a navigation bar containing: Meetings, Inbound Leads, Company Chat, Contacts, Team Members, Company Profile, Product, and Export. A 'My Team' header with an AOW logo and a dropdown arrow is at the top right. Five callout boxes provide details:

- Meetings:** Optimize your team's time at AOW 2024 by consolidating all meeting requests, both sent and received, into one unified calendar.
- Inbound Leads:** Review Inbound Leads: any event participants who have expressed interest in your company, products, content, or colleagues.
- Company Chat:** Respond to participant inquiries that have been sent to your company's profile.
- Contacts:** Contacts are **qualified** Inbound Leads. Qualify an Inbound Lead one of two ways: anyone from the company having an accepted meeting or showing mutual interest in the profile.
- Team Members:** The first representative of a company becomes the Admin of My Team. Admins can manage their Team's profiles on their behalf and can upgrade their colleagues to Admin.

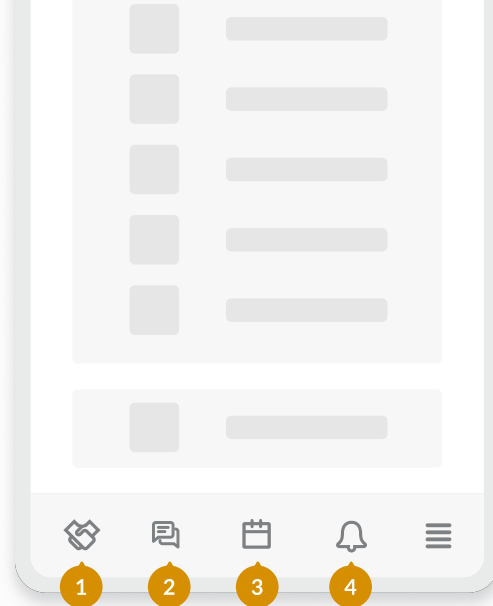
PRO TIP
My Team is accessible exclusively via web browser. Access My Team before the event to collect as many Inbound Leads as possible.



Images above are mockups for illustrative purposes. Actual event platform appearance may vary. We've carefully crafted this guide to help you harness the full potential of our event platform to prepare for AOW 2024. Scan the QR code or [click here](#) for more in-depth resources.



The AOW 2024 Mobile App



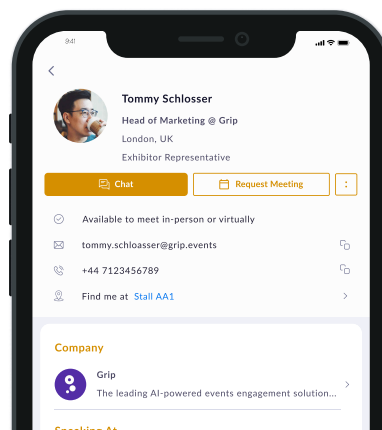
1 Discover AOW 2024

Your central hub for AOW 2024. Access essential information and personalized content.



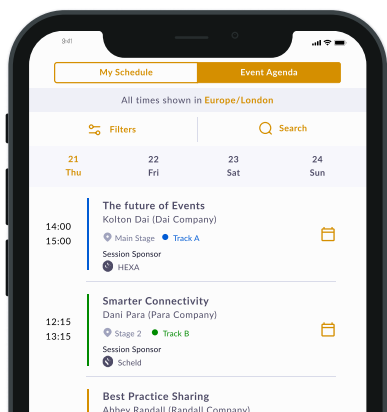
2 Chat with connections

Ensure you've made a connection or confirmed a meeting to initiate chats.



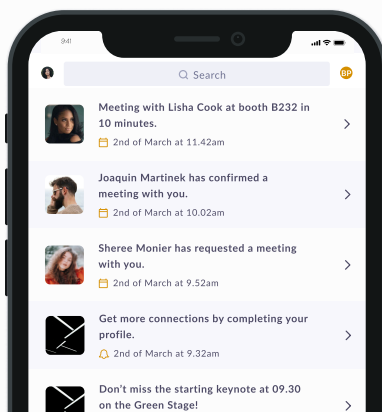
3 Follow your schedule

Keep track of your day.



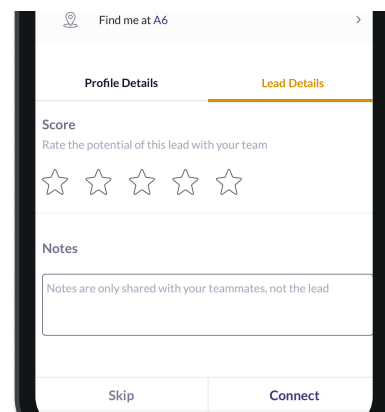
4 Get notified

Enable notifications to get event updates.



5 Lead scoring and notes

All-in-one view of your leads



Images above are mockups for illustrative purposes. Actual event platform appearance may vary. We've carefully crafted this guide to help you harness the full potential of our event platform to prepare for AOW 2024. Scan the QR code or [click here](#) for more in-depth resources.

